



KODAK

Mr. Noble
" 1912"

KODAKS

and

KODAK SUPPLIES



1914



EASTMAN KODAK COMPANY
ROCHESTER NEW YORK
"THE KODAK CITY"

"KODAK"

Is our registered and common-law trade mark and cannot be rightfully applied except to goods of our manufacture. When a dealer tries to sell you, under the Kodak name, a camera or films or other goods not of our manufacture, you can be sure that he has an inferior article that he is trying to market on the Kodak reputation, and he also makes himself liable to suit by us for damages and injunction.



*If it isn't an Eastman,
it isn't a Kodak*

KODAK SERVICE



MAKE it simpler.

From the very inception the Kodak Idea has been—make photography so simple that anybody can take good pictures.

Simpler cameras, simpler processes have followed each other with almost startling rapidity. But the Kodak Company has not been satisfied with merely making mechanical and chemical improvements; it has assumed the responsibility of educating people in picture taking. The very first Kodak, way back in 1888, was accompanied by a so-called “manual” that did more than merely explain the operation of the mechanical features of the camera. It showed how the pictures should be taken, *how* (and how not) to photograph a tall building, how to photograph a small child—told about the length of exposures in different kinds of light, both in-doors and out. It was really a primary hand-book of photography.

From that day on, every piece of Kodak apparatus, every amateur product of the Company has been accompanied by the most concise instructions, instructions that were also constructive because they not only told the beginner what to do but *why he was to do it*. Even in the Kodak advertising matter as much space is given up

to telling people how to make pictures as in telling them why they should buy Kodak goods. Booklets in large editions, giving instructions in practically every phase of amateur photography have been and still are distributed without charge. Photography has not merely been made simpler, it has been explained to all who are interested.

"Kodakery"—A Monthly Help

And now comes a new help to the beginner—"Kodakery," a little magazine that will tell the amateur how to get better pictures. It's beautifully illustrated. Written and edited by those who know photography inside and out and who also know the places where the amateur has trouble, it will be a joy and a help to every enthusiast, will add for thousands to the Witchery of Kodakery.

Every purchaser, after April 1st, 1914, of a Kodak or Brownie Camera will be entitled to "Kodakery" for one year without charge—he may have it continued by subscribing at 50 cents per year if he so desires. In the back of each Kodak and Brownie manual, which we are now printing, is a "subscription blank" which, upon being properly filled out and mailed to—"Kodakery," Rochester, N. Y.—will entitle the purchaser of such camera to one year's free subscription to "Kodakery." At the time this plan goes into operation there may still be some such manuals without a subscription blank, but in such case a blank may be obtained from the dealer of whom the camera was purchased. Every purchaser of a Kodak or Brownie Camera is entitled to one copy of the manual or instruction book and to one year's subscription to "Kodakery."

The editors of "Kodakery" aim first of all to make the little book a real help. At the same time it will be interesting and its delightful illustrations will show the beginner new possibilities in amateur photography. This little magazine is but a part of the Kodak Service. To sell a camera and then turn the customer adrift has never been a part of the Kodak plan. Along with our improvements in apparatus and materials, we have always endeavored also to improve the Kodak Service. "Kodakery" will, we believe, prove the means of keeping us more closely than ever in touch with our customers. In many ways it will be directly helpful—and it will always suggest the propriety of the customer's going to his Kodak dealer or to us, if there are little difficulties (there are no big ones, now) to be overcome.

It is to be a real help—a part of the Kodak Idea—one more aid to the beginner in the making of good pictures.

EASTMAN KODAK CO.

ROCHESTER, NEW YORK
"The Kodak City"

Kodak Ball Bearing Shutter

The new Kodak Ball Bearing shutter marks another step forward in convenience for the Kodaker. As the name implies, the leaves of this shutter work on ball bearings, which give it remarkable smoothness and precision, and as the leaves open and close in the shape of a star, the very maximum of light is admitted for each exposure.



Another feature of this shutter is the cable release—replacing the usual rubber bulb and tube. This does away with shutter pumps, is practically indestructible, and removes all the objections found with rubber for this purpose.

This shutter is also supplied with finger release, iris diaphragm, and has variable indicated speeds of $\frac{1}{25}$, $\frac{1}{30}$ and $\frac{1}{100}$ second as well as bulb and time exposures.

Supplied with Kodak Junior No. 1A, and Folding Pocket Kodaks, Nos. 1A, R. R. Type; 3, 3A and 4. The No. 0 is supplied with the Vest Pocket Kodak and Vest Pocket Kodak Special, and is similar to the above excepting that it works with finger release only, has variable speeds of $\frac{1}{25}$ and $\frac{1}{30}$ second, and is regularly equipped with the Kodak Autotime Scale. The No. 0 is also supplied with the Kodak Junior No. 1, but in this instance is fitted with cable release and not with autotime scale.

Pocket Automatic Shutter



This shutter has star-shaped opening and is automatic in action. It works with finger release for bulb, time and instantaneous exposures and is perfectly reliable in every respect. Fitted with iris diaphragm stops and regularly supplied with Nos. 1 and 1A Folding Pocket Kodaks, and Nos. 2 and 2A Folding Pocket Brownies.

Brownie Ball Bearing Shutter

The ball bearing type of shutter has been found so accurate and reliable that we have designed a shutter on the ball bearing principle for the 3 and 3A Folding Brownie cameras.

This shutter is well made in every respect, it works with bulb and tube or finger release, and is fitted with the Kodak Autotime Scale—a great help for amateur photographers, especially beginners.



The Brownie Ball Bearing shutter works not only for time and bulb exposures, but has variable indicated speeds of $\frac{1}{25}$, $\frac{1}{30}$ and $\frac{1}{100}$ second. It is fitted with iris diaphragm and supplied with the Nos. 3 and 3A Folding Brownie cameras.

For a more complete description of the Kodak Autotime Scale supplied with this shutter, see page 8.

Compound Shutter

The Compound shutter is an automatic and setting shutter combined. Automatically, either time or bulb exposures may be made, while it may be set for speeds of from 1 to $\frac{1}{150}$, $\frac{1}{200}$ and $\frac{1}{300}$ second, according to size of shutter. The shutter leaves are formed of segments opening in star shape, giving even illumination over the entire plate the instant the exposure is started, and an iris diaphragm is supplied for stopping down.


Case is made of aluminum, and accurate adjustments can be made with the shutter in any position.

Regularly supplied on the Nos. 1A, 3, 3A Special and *Six-Three* Kodaks and as a special equipment with the Nos. 4 and 4A Folding Kodaks.



Kodak Automatic Shutter and Kodak Autotime Scale

The Kodak Automatic shutter is carefully adjusted for time, bulb and instantaneous exposures. It is also graduated for fractional parts of a second, and is unusually accurate.



This shutter is fitted with the Kodak Autotime Scale and is supplied as a special equipment on the Nos. 1A, R. R. Type; 3, 3A and 4 Folding Pocket Kodaks.

The Scale greatly reduces the liability of error in exposure, as it automatically indicates the proper time and stop opening for subjects under any condition of outdoor photography. It is exceedingly simple to use. The speed indicator is merely set at the point on the scale indicating the kind of light prevailing and the diaphragm indicator at the point indicating the character of the subject.

These scales are also supplied at a nominal charge for the following shutters when fitted with double lenses only, and can be readily attached by any amateur. Always order by Style letter as below.

Style A. For use with Kodak Ball Bearing shutter, $2\frac{1}{2} \times 4\frac{1}{4}$ and $3\frac{1}{4} \times 4\frac{1}{4}$.

Style AA. For use with Kodak Ball Bearing shutter, $3 \times 5\frac{1}{4}$, $3\frac{1}{4} \times 5\frac{1}{2}$ and 4×5 .

Style B. For use with F. P. K. Automatic, $2\frac{1}{2} \times 4\frac{1}{4}$ and $3\frac{1}{4} \times 4\frac{1}{4}$, No. 1 S. V. (Blair or Premo) Automatic, or No. 1 B. & L. S. V. Automatic shutters.

Style BB. For use with F. P. K. Automatic, $3\frac{1}{4} \times 5\frac{1}{2}$ and 4×5 , No. 2 S. V. (Blair or Premo) Automatic, or No. 2 B. & L. S. V. Automatic shutters.

Style C. For use with Kodak Automatic shutter, $3\frac{1}{4} \times 4\frac{1}{4}$.

Style CC. For use with Kodak Automatic shutter, $3\frac{1}{4} \times 5\frac{1}{2}$ and 4×5 .

Style D. For use with B. & L. Automatic and Century Automatic shutters, $3\frac{1}{4} \times 4\frac{1}{4}$.

Style DD. For use with B. & L. Automatic and Century Automatic shutters, $3\frac{1}{4} \times 5\frac{1}{2}$ and 4×5 .

Style DDD. For use with B. & L. Automatic shutter, $4\frac{1}{4} \times 6\frac{1}{2}$.

Style I. For use with Kodak Ball Bearing shutter, $2\frac{1}{4} \times 3\frac{1}{4}$.

Price, any of above styles, \$1.00

Style H. For use with No. 0, $3\frac{1}{4} \times 4\frac{1}{4}$ Compound shutter.

Style HH. For use with No. 1, $3\frac{1}{4} \times 5\frac{1}{2}$ and 4×5 Compound shutter.

Style HHH. For use with No. 2, $4\frac{1}{4} \times 6\frac{1}{2}$ and 5×7 Compound shutter.

Price for any style Compound shutter, \$1.50



Kodak Lenses

The regular R. R. and meniscus lenses used on Kodak and Brownie Cameras have always been the best lenses of their respective types that could be secured. These lenses are perfectly adapted to every-day amateur photography, producing pictures under normal light conditions that leave nothing to be desired by the average amateur.

For those, however, who wish even greater efficiency and capabilities, we supply the anastigmat lens equipments.

The superiority of the anastigmat lens, without attempting to go into the technicalities of the subject, consists of—Perfect definition over the whole negative, absolute flatness of field, and higher speed.

In R. R. lenses the tendency to lack of definition toward the edges, which always occurs in an uncorrected lens, is so slight as to be unnoticeable except to the most expert eye. In a true anastigmat, it is entirely eliminated.

The speed of a lens is determined by the relative size of the diaphragm opening. An R. R. lens cannot be used at an opening greater than $\frac{1}{8}$ its focal length, commonly designated as *f. 8*. But an anastigmat lens can be so corrected as to permit the use of larger diaphragm openings and still produce sharp, clear negatives. This larger opening admits more light within a given time than that of the R. R., hence the anastigmat is much faster. Thus the Zeiss or Cooke Kodak Anastigmat lens, working at an aperture of *f. 6.3* admits 60 per cent more light in a given time than does the R. R.

This speed advantage enables the user to make short exposures on dull days or under poor light conditions, where hopelessly under-timed negatives would result with an R. R. lens. And under proper conditions, exposures up to $\frac{1}{250}$ second with a Compound shutter and $\frac{1}{1000}$ with a focal plane shutter, can be made with the anastigmat.

In the last few years there has been a steadily increasing interest and demand for anastigmat lens equipments among amateur photographers, and we responded to this demand, first by furnishing the Special Kodaks fitted with Zeiss Kodak Anastigmat lens, *f. 6.3*—a lens fully corrected and offering the advantage of high speed.

These have been followed by the *Six-Three* Kodaks. These differ from the Specials in that they are simply our regular Kodak models, without the special covering and finish of "Specials", and fitted with anastigmat lenses specially designed by The Taylor-Hobson Co., for Kodak use and called the Cooke Kodak Anastigmat. This lens works at *f. 6.3* and is fully corrected in every particular.

Vest Pocket Kodak

The extraordinary popularity of the Vest Pocket Kodak is due not alone to its compactness—it is so flat and smooth and small that it will readily slip into a vest pocket—but also to the excellent quality of its pictures, whether printed by contact or enlarged.

In fact, this little camera in itself is so very desirable and of such general utility, that we furnish it with several different equipments to meet any demand.

For average photography, the camera fitted with Kodak Ball Bearing shutter and tested meniscus achromatic lens is amply efficient, for it will produce excellent pictures under ordinarily favorable conditions.

For those who want the microscopic definition of the anastigmat, we offer the Vest Pocket Kodak, this year, fitted with the new Kodak Anastigmat lens. This lens works at *f.* 8, it is fully corrected, and made of the first quality of Jena glass. This makes a most desirable outfit at a surprisingly low price for an anastigmat equipment.

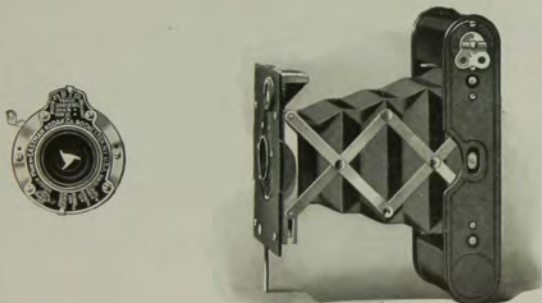
Then for those who want not only the absolute sharpness and flatness of field of the anastigmat, but the maximum of speed as well, we offer the camera fitted with Zeiss Kodak Anastigmat lens, *f.* 6.9.

The appearance of the Vest Pocket Kodak is so suggestive of quality, that it makes an ideal camera for gift purposes on holidays, birthdays, at graduation time, and such occasions. For these purposes we have devised the Kodak Gift Case shown in the illustration. The Vest Pocket Kodak in this case is fitted with Kodak Anastigmat lens, *f.* 8. The carrying case is of imported satin finish leather, in a shade of soft brown that is in perfect harmony with the deep blue of the handsome silk-lined container. The whole outfit possesses a quality and richness that will appeal to the most fastidious.



The Vest Pocket Kodak with any equipment is always ready for action. It is only necessary to pull out the front to its full extent, and the camera is in focus for objects at any distance. The shutter is automatic, and a convenient reversible finder, for composing the view in either horizontal or vertical position, is provided.

Vest Pocket Kodak



Another feature is the extreme simplicity in loading—nothing trappy or fussy about it. Indeed, the operation of the camera is simple in every detail, nothing in the way of simplicity or efficiency having been sacrificed in order to reduce the size.

In Detail

For rectangular pictures, $1\frac{5}{8} \times 2\frac{1}{2}$ inches. Capacity, 8 exposures without reloading. Size of Kodak, $1 \times 2\frac{3}{8} \times 4\frac{3}{4}$ inches. Weight, 9 ounces. Lens, regular, meniscus achromatic, 3-inch focus. *Special*, Zeiss Kodak Anastigmat *f.* 6.9, or Kodak Anastigmat *f.* 8. Shutter, Kodak Ball Bearing No. 0. Brilliant reversible finder. All metal body, black enamel finish and black leather bellows.

The Price

Vest Pocket Kodak, meniscus achromatic lens and Kodak Ball Bearing shutter	\$6.00
Vest Pocket Kodak with Kodak Anastigmat lens <i>f.</i> 8 and Kodak Ball Bearing shutter	12.00
Kodak Gift Case, includes Vest Pocket Kodak with Kodak Anastigmat lens <i>f.</i> 8, imported satin finish leather case and silk-lined container	15.00
Vest Pocket Kodak <i>Special</i> , Zeiss Kodak anastigmat lens, and Kodak Ball Bearing shutter	22.50
Leather Case for Vest Pocket Kodak75
Grain Leather Case for Vest Pocket Kodak <i>Special</i>	1.50
Imported satin finish leather case	3.00
Hand Bag for Vest Pocket Kodak25
N. C. Film Cartridge, 8 exposures, $1\frac{5}{8} \times 2\frac{1}{2}$ (No. 127)20
Kodak Portrait Attachment50

No. 1 Kodak Junior

So complete and varied has the Kodak line become, so altogether simple is the operation of each camera, that each year it looks well nigh impossible to strengthen the line or broaden the selection for the amateur.



However, the Kodak policy of never letting well enough alone has developed two most attractive new models this year, which round off the whole line, being built upon the idea of providing genuine daylight-all-the-way Kodaks, with all the Kodak convenience and dependability, for those who wish to take up photography at the minimum of expense.

The first of these models, the No. 1 Kodak Junior, makes $2\frac{1}{4} \times 3\frac{1}{4}$ pictures and loads with the Kodak Film cartridge of six exposures (No. 120). And for loading and unloading, the back of the camera is constructed upon a new principle which makes it unusually easy to remove.


A striking feature of this camera is its extreme thinness and all-around compactness. It will readily slip into the pocket, and yet it is fully equipped for efficient work in all branches of general amateur photography. It is fitted with the No. 0 Ball Bearing shutter, speed $\frac{1}{60}$ of a second, with cable release, as described on page 6, and offers the choice of rapid rectilinear or mensicus achromatic lens. All lenses fitted to this camera must stand the usual rigid Kodak tests.

The No. 1 Kodak Junior is provided with automatic focusing lock, collapsible reversible finder, two tripod sockets—in fact, the practical, convenient working equipment which one expects in a true Kodak.

The camera is well made in every respect, it is covered with a good quality of grain leather, and the metal parts are finished in nickel and black enamel.

The low price means no stinting in either material or workmanship. It is only possible through the perfection of our scientific factory organization and the large quantities which our world-wide distribution enables us to make at one time.

No. 1 Kodak Junior



In Detail

For rectangular pictures, $2\frac{1}{4} \times 3\frac{1}{4}$ inches. Capacity, 6 exposures without reloading. Size of Kodak, $1\frac{7}{8} \times 3\frac{5}{8} \times 6\frac{5}{8}$ inches. Weight, 23 ounces. Lens, meniscus achromatic, $\frac{1}{4}$ -inch focus. Also supplied with rapid rectilinear lens if desired. Shutter, Kodak Ball Bearing No. 0, with cable release. (See page 6.) Brilliant, reversible, collapsible finder. The film cartridge for this camera is the same as the one used for No. 2 Brownie and not for No. 1 Folding Pocket Kodak.

The Price

No. 1 Kodak Junior, with meniscus achromatic lens and Kodak Ball Bearing shutter	\$7.50
Ditto, with R. R. lens	9.00
Black Sole Leather Case, with strap	1.50
Kodak Autotime Scale (Style I, for use with the camera when fitted with R. R. lens only)	1.00
N. C. Film Cartridge, 6 exposures (No. 120)20
Kodak Portrait Attachment50

No. 1A Kodak Junior

In this new model is offered the advantages of low cost, with Kodak efficiency, which we have seen in the No. 1 Kodak Junior, in a camera made upon the same principle for $2\frac{1}{2} \times 4\frac{1}{4}$ pictures.



This is one of the most popular amateur sizes, the proportion being unusually pleasing for landscapes, street scenes, and the like, in the horizontal position, and admirably adapted for portraiture when used vertically.

With its strikingly thin, compact form, its reliable equipment and its low cost, the No. 1A Kodak Junior is sure to please anyone who prefers pictures of this size.

This model will accommodate the regular twelve exposure Kodak N. C. Film cartridges, and thus offers the daylight-all-the-way feature of all Kodaks.


The shutter is the Kodak Ball Bearing with cable release, which works not only for bulb and time exposures, but has variable indicated speeds of $\frac{1}{25}$, $\frac{1}{30}$ and $\frac{1}{100}$ second. The leaves, opening in the shape of a star, admit the greatest possible amount of light, for a between-the-lens shutter, at each exposure.

The camera is furnished with either meniscus achromatic or rapid rectilinear lens. In either case the lens is carefully tested and must conform to the high Kodak standard before it is allowed to go on the camera.

Simplicity marks this camera in every respect. It is made with the new style back—unusually easy to remove for loading and unloading. It has an automatic focusing lock, which permits the camera to be brought to focus quickly for objects at any distance. The finder is of the new collapsible type; it is reversible, and two tripod sockets are furnished, so that the camera may be easily used in either the vertical or horizontal position.

So compact that it will readily slip into the pocket, this camera offers that high standard of efficiency which is inseparable from the Kodak idea. The back and bed are made of aluminum, the covering is genuine leather, and metal parts are finished in nickel and black enamel.

No. 1A Kodak Junior




In Detail

For rectangular pictures, $2\frac{1}{2} \times 4\frac{1}{4}$ inches. Capacity, 12 exposures without reloading. Size of Kodak, $1\frac{5}{8} \times 3\frac{3}{4} \times 8$ inches. Weight, 28 ounces. Lens, meniscus achromatic, 5-inch focus. Also supplied with R. R. lens, if desired. Shutter, Kodak Ball Bearing with cable release. (See page 6.) Brilliant, reversible, collapsible finder.

The Price

No. 1A Kodak Junior, with meniscus achromatic lens and Kodak Ball Bearing shutter	\$9.00
Ditto, with R. R. lens	11.00
Black Sole Leather Case, with strap	1.50
Kodak Autotime Scale (Style A, for use with camera when fitted with double lens only)	1.00
N. C. Film Cartridge, 12 exposures (No. 116)50
Ditto, 6 exposures25
Kodak Portrait Attachment50

Nos. 1 and 1A Folding Pocket Kodaks



These little Kodaks are designed for those who wish compact folding cameras which can be easily carried in the pocket and which will make pictures without the necessity of focusing or estimating distances.

Upon opening the camera the front springs automatically into position, ready at once for making pictures of objects at any distance. A reversible finder makes composition easy, and slight pressure of the shutter lever makes the exposure.

When closed the bed folds over front and bellows, concealing all adjustments, and the camera can then be very conveniently carried in any coat pocket. The camera is made of aluminum, with best seal grain leather covering and has nickel fittings. They differ only in the size of the pictures they make.


In Detail

For rectangular pictures, No. 1, $2\frac{1}{4} \times 3\frac{1}{4}$ inches; No. 1A, $2\frac{1}{2} \times 4\frac{1}{4}$ inches. Capacity, each 12 exposures without reloading. Size of Kodak, No. 1, $1\frac{5}{8} \times 3\frac{1}{2} \times 6\frac{3}{4}$ inches; No. 1A, $7\frac{3}{4} \times 3\frac{3}{8} \times 1\frac{3}{4}$ inches. Weight, No. 1, 16 ounces; No. 1A, 22 ounces. Lens, meniscus achromatic, No. 1, 4-inch focus; No. 1A, 5-inch focus. Shutter, Pocket Automatic. (See page 6.) Brilliant reversible finder.

The Price

	No. 1	No. 1A
Folding Pocket Kodak, with meniscus achromatic lens, Pocket Automatic shutter	\$10.00	\$12.00
Black Sole Leather Case, with shoulder strap	1.50	1.50
N. C. Film Cartridge, 12 exposures (No. 105 for No. 1, No. 116 for No. 1A)40	.50
Ditto, 6 exposures20	.25
Kodak Portrait Attachment50	.50

No. 1A Folding Pocket Kodak—R. R. Type



This is a camera of greater capabilities and wider scope than those previously described—the first of that series of double lens Kodaks which have played such a prominent part in the development and popularization of amateur photography.

These cameras are fitted with the best R. R. lenses to be had, each one carefully tested to the highest standard and fitted only if it conforms to that standard. The shutter is of the new Kodak Ball Bearing type with cable release.

The camera as a whole makes a compact, inexpensive outfit, considering its capabilities, and one which, though suitable for the most serious work, will slip readily into the pocket, and is so simple that it may be effectively handled by the beginner.

In Detail

For rectangular pictures, $2\frac{1}{2} \times 4\frac{1}{4}$ inches. Capacity, 12 exposures without reloading. Size of Kodak, $8 \times 2 \times 3\frac{3}{4}$ inches. Weight, 26 ounces. Lens, double combination, rapid rectilinear, speed, $f. 8$, focal length, 5 inches. Shutter, Kodak Ball Bearing. (See page 6.) Automatic focusing lock. Two tripod sockets. Brilliant reversible finder.

The Price

No. 1A F. P. K., R. R. Type, R. R. lens, Kodak Ball Bearing shutter	\$15.00
Ditto, with Kodak Automatic shutter	20.00
Black Sole Leather Carrying Case, with strap	1.50
Kodak Autotime Scale (Style A)	1.00
N. C. Film Cartridge, 12 exposures, $2\frac{1}{2} \times 4\frac{1}{4}$ (No. 116)50
Ditto, 6 exposures25
Kodak Portrait Attachment50

Nos. 3 and 4 Folding Pocket Kodaks

These cameras are made for two standard amateur size pictures and are similar in every essential respect excepting in the matter of size. The No. 3 makes $3\frac{1}{4} \times 4\frac{1}{4}$ pictures—a favorite with many, and especially suitable for lantern slide making, as the slide can be printed by direct contact. The No. 4 makes 4×5 pictures and is preferred by many on account of the comparatively large size which it is possible to get of the objects in the composition.



Both cameras offer the usual Kodak simplicity, and the exceptional lens and shutter equipment which assures the user the maximum of efficiency in all work where an anastigmat equipment is not necessary. The illustration on the opposite page shows the No. 3.


The shutter is the new Kodak Ball Bearing with cable release, in which is mounted an R. R. lens which must stand the most rigid test before it is passed by our inspectors. This lens works at $f. 8$, and as the leaves of the Kodak Ball Bearing shutter open in the shape of a star, the greatest possible amount of light is admitted at this opening—a fact which makes the instruments especially valuable for snap-shot work.

The cameras are equipped with rising and sliding front—a great convenience in architectural and many forms of landscape photography, and an automatic focusing lock is provided so that either can quickly be brought to focus at any distance.

While these models, of course, are designed for the use of our roll films, either can be loaded with plates at any time by the addition of a simple plate adapter or combination back (supplied extra). This is interchangeable with the regular back, is provided with ground glass for focusing and takes double plate holders. (See similar back illustrated on page 20.)

Both cameras are handsomely finished throughout. Back and bed are of aluminum, metal parts are highly nickered, and covering is of fine quality grain leather.

Nos. 3 and 4 Folding Pocket Kodaks



In Detail

For rectangular pictures, No. 3, $3\frac{1}{4} \times 4\frac{1}{4}$ inches; No. 4, 4×5 inches. Capacity, 12 exposures without reloading. Size of Kodak, No. 3, $1\frac{3}{4} \times 4\frac{1}{2} \times 7\frac{1}{2}$ inches; No. 4, $2\frac{1}{4} \times 5\frac{3}{4} \times 9$ inches. Weight, No. 3, 23 ounces; No. 4, 2 pounds 11 ounces. Lens, double combination, rapid rectilinear, speed, $f. 8$, focal length, No. 3, 5 inches; No. 4, $6\frac{3}{4}$ inches. Shutter, Kodak Ball Bearing, with cable release. (See page 6.) Rising and sliding front. Two tripod sockets. Brilliant reversible finder with hood. Automatic focusing lock.

The Price

	No. 3	No. 4
F. P. Kodak, R. R. lens and Kodak Ball Bearing shutter . .	\$17.50	\$20.00
Ditto, with Kodak Automatic shutter	22.50	25.00
Ditto, with Compound shutter, highest speed $\frac{1}{200}$ second and Zeiss Kodak Anastigmat lens, $f. 6.3$		57.00
Kodak Autotime Scale (Style A for No. 3, Style AA for No. 4)	1.00	1.00
Black Sole Leather Case, with strap	1.75	2.00
Combination Back, with ground glass	3.50	3.50
Double Glass Plate Holders	1.00	1.00
N. C. Film Cartridge, 12 exposures (No. 118 for No. 3, No. 123 for No. 4)70	.90
Ditto, 6 exposures35	.45
Ditto, "double-two" cartridge, 4 exposures25	.30
Kodak Portrait Attachment50	.50

No. 3A Folding Pocket Kodak

The best thought of our manufacturing organization has been put into presenting in this model a moderate priced camera for general amateur photography that is the embodiment of skill and painstaking care.



It has in fact come to be recognized as the standard in hand cameras, and every suitable improvement made, or new idea evolved in the years in which it has been on the market, has been incorporated in its construction.

The 3A Folding Pocket Kodak was the first camera made for $3\frac{1}{4} \times 5\frac{1}{2}$ pictures—a size which has become the most popular of all amateur sizes. Its proportions are just right for post cards, it is unusually effective for landscapes and street scenes when used horizontally; while vertically, it is ideal for portraiture, whether full length or head and shoulders, when the camera is fitted with Kodak Portrait Attachment.

The camera is fitted with tested R. R. lens, the new Kodak Ball Bearing shutter with cable release, and rising and sliding front. And it is so simple that a beginner can make good pictures with it from the start.


Like the No. 3, this model will accommodate plates as well as films by the simple addition of a combination back, which is interchangeable with the regular back. This may be secured from any dealer, it is fitted with ground glass and takes double plate holders.



Showing Combination Back with
Focusing Screen

This camera is covered with best quality of fine grain leather, and has nicked fittings.

No. 3A Folding Pocket Kodak



In Detail

For rectangular pictures, $3\frac{1}{4} \times 5\frac{1}{2}$ inches. Capacity, 10 exposures without reloading. Size of Kodak, $9\frac{1}{2} \times 4\frac{3}{4} \times 2$ inches. Weight, 41 ounces. Lens, double combination, rapid rectilinear, speed, $f. 8$, focal length, $6\frac{3}{4}$ inches. Shutter, Kodak Ball Bearing. (See page 6.) Two tripod sockets. Brilliant reversible finder with hood. Automatic focusing lock for films. Double focusing scale for films or plates.

The Price

No. 3A F. P. Kodak, R. R. lens, Kodak Ball Bearing shutter	\$20.00
Ditto, with Kodak Automatic shutter	25.00
Black Sole Leather Case, with strap	2.00
Kodak Autotime Scale (Style AA)	1.00
Combination Back	3.50
Double Glass Plate Holders, $3\frac{1}{4} \times 5\frac{1}{2}$, each	1.00
N. C. Film Cartridge, 10 exposures, $3\frac{1}{4} \times 5\frac{1}{2}$ (No. 122)70
Ditto, 6 exposures40
Ditto, "double-two" cartridge, 4 exposures30
Kodak Portrait Attachment50

No. 4A Folding Kodak

For very large size pictures, we offer the No. 4A Folding Kodak—a camera which combines all the simple and convenient Kodak features in a very light and compact camera, considering the size of the pictures it makes. It is fully equipped for out-of-the-ordinary work, as well as for snap-shot and general amateur photography.



One of its special features is its adaptability to home portraiture. Fitted with the Kodak Portrait Attachment, it will make bust portraits up to the full size of the film, as it may be operated as close as $3\frac{1}{2}$ feet to the subject. A plate adapter (extra) with focusing screen, interchangeable with the regular back, will permit the use of dry plates if desired.

The shutter supplied with this model is a double valve automatic, which works not only for time and bulb exposures, but is also graduated in fractional parts of a second from $\frac{1}{100}$ to 1. The lens is a Rapid Rectilinear of the same high quality as those supplied with the preceding Kodaks.

The camera is equipped with rising and sliding front, rack and pinion for easy focusing, two tripod sockets and a very positive automatic standard clamp. The regular finder is a brilliant reversible, but when desired, a direct view finder can be furnished for specially quick snap-shot work with the camera held on a level with the eyes.

Constructed with the same care and attention to detail as the preceding model, the No. 4A is just as simple to operate, and is finished in the same style, with seal grain covering and nicked fittings.

No. 4A Folding Kodak



In Detail

For rectangular pictures, $4\frac{1}{4} \times 6\frac{1}{2}$ inches. Capacity, 6 exposures without reloading. Size of Kodak, $11 \times 6\frac{1}{2} \times 2\frac{5}{8}$ inches. Weight, 4 pounds 4 ounces. Lens, double combination, rapid rectilinear, speed, $f. 8$, focal length, $8\frac{1}{4}$ inches. Shutter, B. & L. Automatic. Rising and sliding front. Rack and pinion for focusing. Two tripod sockets. Brilliant reversible finder with hood.

The Price

No. 4A F. Kodak, R. R. lens, B. & L. Automatic shutter	\$35.00
Ditto, with Zeiss Kodak anastigmat lens, $f. 6.3$	67.00
Ditto, with Compound shutter, highest speed $\frac{1}{130}$ second	77.00
Kodak Autotime Scale, regular equipment (Style DDD)	1.00
Ditto, for Compound shutter (Style HHH)	1.50
Black Sole Leather Case, with strap	2.50
Glass Plate Adapter, with ground glass	5.00
Double Glass Plate Holders, each	1.25
N. C. Film Cartridge, 6 exposures, $4\frac{1}{4} \times 6\frac{1}{2}$ (No. 126)65
Ditto, "double-two" cartridge, 4 exposures45
Direct View Finder	2.00
Kodak Portrait Attachment	50

Panoram Kodaks

The Panoram Kodak does a special kind of work — a very desirable kind of work which cannot be made with a camera of any other type.

As its name implies, it is constructed so as to take panoramic pictures of outdoor groups, landscapes, mountain views, and the like.

For instance, in making a picture of an outdoor group of twelve or fifteen people, with an ordinary camera, they would have to be arranged in two or three rows to get good size images, but with a Panoram they can be arranged in a semi-circle, at a given distance from the camera, and all appear in the picture in one row and of the proper relative size. Again, in making a landscape, the sweep of the Panoram lens will take in the complete view, while the scope of the ordinary camera could only permit a portion of it to be taken at one exposure.

In addition to its use for making horizontal pictures, the camera may be as easily used in the vertical position, and decidedly unique pictures of high waterfalls, mountain peaks and such subjects can be secured.

The lens is mounted on a pivot and when the exposure is to be made, by pressing a lever the lens automatically swings on this pivot from one side of the camera to the other, embracing an angle of over 100 degrees. At the same time, the shutter operates automatically with great precision, insuring even illumination throughout the exposure.

There is no complication whatever in operation, the whole process is automatic; it's just as easy to make pictures with the Panoram as with any other Kodak.

Those who already have other Kodaks or contemplate purchasing such, will find this a valuable addition to their photographic equipment for the making of out-of-the-ordinary pictures.

Panoram Kodaks use the regular daylight loading N. C. Kodak film, they are carefully made, have genuine leather coverings and nicked fittings.

The No. 1 has a scope of 112 degrees, while the No. 4 embraces an angle of 142 degrees. Panoram Kodaks cannot be used successfully indoors

Panoram Kodaks



No. 1 Panoram Kodak

In Detail

For rectangular pictures, $2\frac{1}{4} \times 7$ inches. Capacity, 6 exposures without reloading. Size of Kodak, $3\frac{3}{8} \times 4\frac{3}{8} \times 7\frac{3}{8}$ inches. Weight, 24 ounces. Lens, specially selected as to quality and focal length. Shutter, Panoram. Two tripod sockets. Brilliant finder with hood. Uses No. 1 F. P. Kodak cartridges.

The Price

No. 1 Panoram Kodak	\$10.00
Black Sole Leather Carrying Case, with shoulder strap	2.50
N. C. Film Cartridge, 6 exposures, $2\frac{1}{4} \times 7$ (No. 105)40
Ditto, 3 exposures20

No. 4 Panoram Kodak

In Detail

For rectangular pictures, $3\frac{1}{2} \times 12$ inches. Capacity, 4 exposures without reloading. Size of Kodak, $4\frac{3}{4} \times 5\frac{5}{8} \times 10\frac{1}{8}$ inches. Weight, 2 pounds 14 ounces. Lens, specially selected as to quality and focal length. Shutter, Panoram. Two tripod sockets. Brilliant finder with hood. Uses No. 4 B. E. cartridges.

The Price

No. 4 Panoram Kodak	\$20.00
Black Sole Leather Carrying Case, with shoulder strap	3.00
N. C. Film Cartridge, 4 exposures, $3\frac{1}{2} \times 12$ (No. 103)75
Ditto, 2 exposures45

Nos. 1A and 3 Special Kodaks

The Special Kodaks are made upon the idea of providing the very best possible in hand cameras. A fine anastigmat lens, made expressly for hand camera work, a high speed, accurate shutter, a complete operating equipment, and the best materials procurable, richly finished—these, moulded together by the most expert camera workmen in the world, leave nothing to be desired by the user, whether he be beginner or expert.



Aside from the requirements of the focal plane specialist, there is no condition under which amateur pictures can be made, in which these cameras will not produce the best possible results.

The Nos. 1A and 3 Specials are alike in every respect excepting in size—the No. 1A making $2\frac{1}{2} \times 4\frac{1}{4}$ pictures and the No. 3 the larger $3\frac{1}{4} \times 4\frac{1}{4}$ size.

Each is fitted with the Zeiss Kodak Anastigmat lens working at a maximum opening of $f.6.3$, and with the Compound shutter attaining a speed of $\frac{1}{250}$ second. The fast lenses give the Specials a great advantage over the ordinary camera in dull lights, and in combination with the Compound shutter, make them second only to cameras having focal plane shutters for photographing rapidly moving objects.

They have rising and sliding fronts, reversible finders, rack and pinion for focusing, spirit levels, in fact every useful convenience that can be put into a hand camera. The No. 3 size will take plates by addition of a combination back (supplied extra).

Made as the last word in photographic perfection, these cameras are beautifully finished. Covered with genuine Persian Morocco, with rich black leather bellows and nicked fittings, they bear the impress of the quality that is in them.

Nos. 1A and 3 Special Kodaks



In Detail

Size of Kodak, No. 1A, $2 \times 3\frac{3}{4} \times 8$ inches; No. 3, $1\frac{7}{8} \times 4\frac{1}{2} \times 8$ inches. Weight, No. 1A, 30 ounces; No. 3, 32 ounces. Lens, Zeiss Kodak anastigmat, speed, $f. 6.3$, focal length, No. 1A, 5 inches; No. 3, 5 inches. Shutter, Compound. (See page 7.) Two tripod sockets. Brilliant reversible finder, with hood. Spirit level. Rack and pinion for focusing.

The Price

	No. 1A $2\frac{1}{2} \times 4\frac{1}{4}$	No. 3 $3\frac{1}{4} \times 4\frac{1}{4}$
Special Kodak, Zeiss Kodak anastigmat lens, $f. 6.3$, and Compound shutter	\$46.00	\$48.00
Ditto, with Cooke Series IIIa, $f. 6.5$ lens	57.00	59.00
Ditto, with B. & L. Zeiss Tessar Series IIb lens, $f. 6.3$	56.50	58.50
Kodak Autotime Scale (Style H)	1.50	1.50
Grain Leather, Velvet Lined Case, with strap	3.00	3.00
Combination Back		4.00
Double Glass Plate Holders, each		1.00
N. C. Film Cartridge, 12 exposures (No. 116 for No. 1A, No. 118 for No. 3)50	.70
Ditto, 6 exposures25	.35
Ditto, "double-two" cartridge, 4 exposures25
Kodak Portrait Attachment50	.50

No. 3A Special Kodak

To combine in one instrument every feature that could add to practical efficiency and yet retain the pocket Kodak convenience and simplicity was the work that we set for ourselves in designing the 3A Special Kodak. In no respect did we fall short of that work. In this camera no essential to good picture making is omitted, yet it has no unnecessary "contraptions" to annoy and befog the beginner. It is recognized as the highest type of hand camera for the amateur—skilled or unskilled.




The 3A Special Kodak is equipped with the Zeiss Kodak Anastigmat lens, $f. 6.3$, the anastigmat made especially for hand camera work and combining speed, depth and definition in an unusual degree. The shutter is the Compound, operated by either cable or finger release and having a maximum speed of $\frac{1}{200}$ second.

With this equipment it is possible to get well-timed pictures, under light conditions that would be fatal to good results with the ordinary camera and in bright light to make successful exposures as short as $\frac{1}{200}$ second.

The 3A Special has a most complete equipment in keeping with the high grade of work for which it is designed. It has both rising and sliding front, reversible finder, rack and pinion for focusing, spirit level, double focusing scale—one for films and the other for plates.

The camera body is made of aluminum, producing a very light, yet strong and durable, instrument. The finish and appointments are of the richest. The covering is genuine Persian Morocco, the bellows is of selected black leather, and these in connection with the highly nickered fittings and dull black enameled shutter add that look of quality that is in harmony with its genuine efficiency and worth.

No. 3A Special Kodak




In Detail

Size of Kodak, $9\frac{1}{2} \times 4\frac{3}{4} \times 2$ inches. Weight, 42 ounces. Lens, Zeiss Kodak anastigmat, speed, $f. 6.3$, focal length, $6\frac{3}{4}$ inches. Shutter, Compound, with cable release. (See page 7.) Two tripod sockets. Brilliant reversible finder, with hood. Spirit level. Rack and pinion for focusing.

The Price

No. 3A Special Kodak, Zeiss Kodak anastigmat lens, $f. 6.3$ and Compound shutter	\$60.00
Ditto, with Cooke Series IIIa, $f. 6.5$ lens	67.50
Ditto, with B. & L. Zeiss Tessar Series IIb lens, $f. 6.3$	71.00
Kodak Autotime Scale (Style HH)	1.50
Grain Leather, Velvet Lined Case, with strap	3.50
Combination Back	4.00
Double Glass Plate Holders, each	1.00
N. C. Film Cartridge, 10 exposures (No. 122)	.70
Ditto, 6 exposures	.40
Ditto, "double-two" cartridge, 4 exposures	.30
Kodak Portrait Attachment	.50

Six-Three Kodaks



From the time that the Kodak catalogue appeared last year, containing the first announcement of the *Six-Three* Kodaks it was evident that these cameras were to score a great success. The demand for them grew, as it were, over night, and has steadily kept up ever since.

This is a natural enough condition, when it is considered that the *Six-Three* Kodaks offer those who want the anastigmat advantages of definition, flatness of field, and speed, at the minimum of expense, with suitably equipped and fully reliable cameras.

To produce such cameras we have taken the regular Folding Pocket Kodak models and replaced the R. R. lens and Ball Bearing shutter equipments with the Compound shutter with cable release and the Cooke Kodak Anastigmat lens. This lens is specially designed for these cameras, by the makers of the well-known Cooke lenses. It is an anastigmat of the very first quality, fully corrected and working at a maximum speed of $f. 6.3$.

For other details on any *Six-Three* Kodak, merely refer to the detailed specifications of the corresponding regular model.

The Price

<i>Six-Three</i> Kodak No. 1A, $2\frac{1}{2} \times 4\frac{1}{4}$, Cooke Kodak anastigmat lens, $f. 6.3$, and Compound shutter, highest speed $\frac{1}{80}$ second	\$37.00
<i>Six-Three</i> Kodak No. 3, $3\frac{1}{4} \times 4\frac{1}{4}$, Cooke Kodak anastigmat lens, $f. 6.3$, and Compound shutter, highest speed $\frac{1}{80}$ second	39.00
<i>Six-Three</i> Kodak No. 3A, $3\frac{1}{4} \times 5\frac{1}{2}$, Cooke Kodak anastigmat lens, $f. 6.3$, and Compound shutter, highest speed $\frac{1}{80}$ second	48.00
Kodak Autotime Scale (Style H for Nos. 1A and 3, Style HH for No. 3A)	1.50

For prices on carrying cases, films, etc., see price list of corresponding regular models.

No. 1 Brownie



This, the first of the Brownies, is really responsible for the entire line of these popular cameras. Originally produced as a camera particularly for the children, the No. 1 Brownie made such good pictures in their hands as to excite the interest of grown-up people, and the success obtained by its use created a demand for similar inexpensive cameras for pictures of larger size. The No. 1 Brownie is exceedingly simple to operate and each camera has to undergo the regular Kodak inspection for reliability, before being sent out.

The scope of view is ordinarily located by V-shaped lines at the top, but if preferred the Brownie finder (detachable), illustrated below, can be fitted at an extra charge of 25 cents.

Has automatic shutter for time or snap-shot exposures, and will make good portraits when fitted with Kodak Portrait Attachment.

In Detail

For square pictures, $2\frac{1}{4} \times 2\frac{1}{4}$ inches. Capacity, 6 exposures without reloading. Size of camera, $4\frac{7}{8} \times 3\frac{1}{8} \times 3$ inches. Weight, 8 ounces. Lens, meniscus, $3\frac{3}{4}$ -inch focus. Shutter, Eastman Rotary, with one stop.

The Price

No. 1 Brownie Camera, meniscus lens, Eastman Rotary shutter	\$1.00
No. 1 Brownie Carrying Case, holds camera and finder50
N. C. Film Cartridge, 6 ex., $2\frac{1}{4} \times 2\frac{1}{4}$ (No. 117)15
Brownie Finder, detachable25
No. 1 Brownie Developing and Printing Outfit, including paper for 24 prints90
Kodak Portrait Attachment50



Nos. 2 and 2A Brownies



Simple, sturdy, reliable, these inexpensive little cameras have stood the test of years, and will be found in the hands of many thousands of people all over the world, who are making perfectly satisfactory pictures with them. They are especial favorites with the children on account of their great simplicity, but they are withal so practical that they have been readily taken up by grown up people who wish to make pictures in the easiest possible manner and at the minimum of expense.

Each has two finders, automatic shutter, carefully tested lens, and imitation leather covering. They differ from each other only in the size of the pictures they make and in their lenses.

In Detail

For rectangular pictures, No. 2, $2\frac{1}{4} \times 3\frac{1}{4}$ inches; No. 2A, $2\frac{1}{2} \times 4\frac{1}{4}$ inches. Capacity, No. 2, 6 exposures without reloading; No. 2A, 12 exposures without reloading. Size of camera, No. 2, $5\frac{5}{8} \times 4 \times 3\frac{1}{4}$ inches; No. 2A, $3\frac{7}{8} \times 5\frac{1}{8} \times 6\frac{1}{8}$ inches. Weight, No. 2, 13 ounces; No. 2A, 21 ounces. Lens, No. 2, meniscus; No. 2A, meniscus achromatic. Shutter, Eastman Rotary, with three stops. Two finders.

The Price

	No. 2	No. 2A
No. 2 Brownie Camera, meniscus lens, Eastman Rotary shutter	\$2.00	
No. 2A Brownie Camera, meniscus achromatic lens, Eastman Rotary shutter		\$3.00
Brownie Carrying Case, with shoulder strap	.75	.75
N. C. Film Cartridge, 12 exposures (No. 116)		.50
N. C. Film Cartridge, 6 exposures (No. 120 for No. 2, No. 116 for No. 2A)	.20	.25
Kodak Portrait Attachment	.50	.50
A B C Developing and Printing Outfit (see page 46)	1.50	1.50

No. 3 Brownie



For those who want larger pictures, the No. 3 Brownie offers the same simplicity, the same reliability and the same proportionately low cost, in a camera for $3\frac{1}{4} \times 4\frac{1}{4}$ pictures, as do the smaller Brownies.

This camera is capable of producing excellent pictures in the hands of the young or the old, and its negatives are of such quality as to yield very good enlargements by use of the inexpensive Brownie Enlarging Camera. In fact, this is a feature of all Brownies.

By the addition of a Kodak Portrait Attachment this instrument can be used with excellent success in home portraiture.

The No. 3 Brownie is well made in every respect. It has durable imitation leather covering, metal parts are nicked and it offers the daylight-all-the-way feature of the Kodaks.


In Detail

For rectangular pictures, $3\frac{1}{4} \times 4\frac{1}{4}$ inches. Capacity, 12 exposures without reloading. Size of camera, $6\frac{1}{8} \times 4\frac{3}{8} \times 5\frac{1}{8}$ inches. Weight, 24 ounces. Lens, meniscus achromatic, 5-inch focus. Shutter, Eastman Rotary, with three stops. Two tripod sockets. Two finders.

The Price

No. 3 Brownie Camera, meniscus achromatic lens, Eastman Rotary shutter	\$4.00
No. 3 Brownie Carrying Case, with shoulder strap	1.00
N. C. Film Cartridge, 12 exposures, $3\frac{1}{4} \times 4\frac{1}{4}$ (No. 124)70
Ditto, 6 exposures35
Ditto, "double-two" cartridge, 4 exposures25
Kodak Portrait Attachment50

No. 2 Folding Pocket Brownie



The folding Brownies are made upon the same idea of simplicity and low cost as the box forms. They are so closely related to the Kodaks—offering, as they do, the daylight-all-the-way feature and made in the Kodak factories, by Kodak workmen—that they well deserve the name “little cousins of the Kodaks”.

The No. 2 is a very dainty little camera which will slip readily into an ordinary pocket, and make excellent pictures the all-by-day-light-way. It is fitted with our Pocket Automatic shutter working for time, bulb and snap-shot exposures, in which is mounted an excellent meniscus lens. Fitted with Kodak Portrait Attachment, this becomes a good camera for home portraiture, and the negatives which it makes will yield excellent 5 x 7 enlargements by use of the Brownie Enlarging Camera.

The camera is carefully finished throughout, it has imitation leather covering and nicked fittings.

In Detail

For rectangular pictures, $2\frac{1}{4} \times 3\frac{1}{4}$ inches. Capacity, 6 exposures without reloading. Size of camera, $6\frac{7}{8} \times 3\frac{5}{8} \times 2\frac{1}{8}$ inches. Weight, 16 ounces. Lens, meniscus, $4\frac{1}{2}$ -inch focus. Shutter, Pocket Automatic. (See page 6.) Two tripod sockets. Automatic focusing lock. Reversible finder.

The Price

No. 2 Folding Pocket Brownie, meniscus lens, Pocket Automatic shutter	\$5.00
No. 2 Folding Pocket Brownie Carrying Case	.75
N. C. Film Cartridge, 6 exposures, $2\frac{1}{4} \times 3\frac{1}{4}$ (No. 120)	.20
Kodak Portrait Attachment	.50

No. 2A Folding Pocket Brownie



The pleasing proportions of the pictures taken by this little Brownie, combined with its simple operation and reliability, have made it one of the most popular cameras of the whole Brownie line.

For effective landscape composition and full and three-quarter length portraits, the shape of its pictures is ideal. And when fitted with Kodak Portrait Attachment, it may be operated close up to the subject for bust portraits.

Identical in construction and general design with the No. 2, this model can as easily be carried in the pocket, works for time, bulb and instantaneous exposures, and is well finished throughout. Attractively covered with best imitation leather, and metal parts are highly nickerled.

In Detail

For rectangular pictures, $2\frac{1}{2} \times 4\frac{1}{4}$ inches. Capacity, 12 exposures without reloading. Size of camera, $8\frac{1}{2} \times 2 \times 3\frac{5}{8}$ inches. Weight, 23 ounces. Lens, meniscus achromatic, 5-inch focus. Shutter, Pocket Automatic. Two tripod sockets. Automatic focusing lock. Reversible finder.

The Price

No. 2A Folding Pocket Brownie, meniscus achromatic lens, Pocket Automatic shutter	\$7.00
No. 2A Folding Pocket Brownie Carrying Case90
N. C. Film Cartridge, 12 exposures, $2\frac{1}{2} \times 4\frac{1}{4}$ inches (No. 116)50
Ditto, 6 exposures25
Kodak Portrait Attachment50

No. 3 Folding Brownie



Always an efficient camera, the capabilities of the No. 3 Folding Brownie have been still further increased by the addition of the Brownie Ball Bearing shutter. This shutter, made upon the same principle as the Kodak Ball Bearing, with its star-shaped opening and smooth, accurate action, makes the camera especially effective for snap-shot work.

No. 3 Folding Brownies are well made, dependable cameras in every respect, they have the simplicity and daylight-all-the-way feature of their big cousins, the Kodaks, and offer the choice of either double or single lens equipment. Illustration shows camera with single lens.

In Detail

For rectangular pictures, $3\frac{1}{4} \times 4\frac{1}{4}$ inches. Capacity, 12 exposures without reloading. Size of camera, $8\frac{3}{8} \times 4\frac{5}{8} \times 2\frac{5}{8}$ inches. Weight, 25 ounces. Lens, meniscus achromatic, 5-inch focus. Shutter, Brownie Ball Bearing. (See page 7.) Automatic focusing lock. Two tripod sockets. Reversible finder.

The Price

No. 3 Folding Brownie Camera, meniscus achromatic lens, Brownie Ball Bearing shutter	\$9.00
Ditto, with R. R. lens and Brownie Ball Bearing shutter.	11.00
No. 3 Folding Brownie Carrying Case	1.00
N. C. Film Cartridge, 12 exposures, $3\frac{1}{4} \times 4\frac{1}{4}$ (No. 124)70
Ditto, 6 exposures35
Ditto, "double-two" cartridge, 4 exposures25
Kodak Portrait Attachment50

No. 3A Folding Brownie



Like the No. 3, the efficiency of this model has been greatly augmented by addition of the Brownie Ball Bearing shutter.

It offers the choice of either single or double lens, and working with the usual Brownie simplicity, it makes a highly effective camera, for the popular $3\frac{1}{4} \times 5\frac{1}{2}$ pictures, at low cost.

This camera will produce extremely good results in general amateur photography, under ordinarily favorable conditions, and when fitted with Kodak Portrait Attachment, becomes a most dependable outfit for home portraiture. It is covered with durable imitation leather, has nicked fittings and a neat, attractive appearance. Illustration shows camera with double lens.

In Detail

For rectangular pictures, $3\frac{1}{4} \times 5\frac{1}{2}$ inches. Capacity, 10 exposures without reloading. Size of camera, $2\frac{5}{8} \times 4\frac{5}{8} \times 9\frac{7}{8}$ inches. Weight, 34 ounces. Lens, meniscus achromatic, $6\frac{1}{2}$ -inch focus. Shutter, Brownie Ball Bearing. (See page 7.) Automatic focusing lock. Two tripod sockets. Reversible finder.

The Price

No. 3A Folding Brownie Camera, meniscus achromatic lens, Brownie Ball	
Bearing shutter	\$10.00
Ditto, with R. R. lens and Brownie Ball Bearing shutter	12.00
No. 3A Folding Brownie Carrying Case	1.00
N. C. Film Cartridge, 10 exposures (No. 122)70
Ditto, 6 exposures40
Ditto, "double-two" cartridge, 4 exposures30
Kodak Portrait Attachment50

Brownie Enlarging Camera

The average amateur usually thinks of enlarging as an intricate, expensive process, requiring considerable skill and experience. But such is not the fact. Even a school boy can make first-rate enlargements with a Brownie Enlarging Camera. It's practically as easy as printing on Velox paper. In fact the two processes are very much the same, excepting that in straight printing, the negative and paper are in contact, while in enlarging, the paper is at some distance from the negative, with a lens in between.



The new Brownie Enlarging Camera is simplicity itself. It's just a light-tight cone, made in two sections, with an attachment at the small end to hold the negative, and another at the large end for the paper. The lens is supported in a wooden frame which fits in between the two sections of the cone, and by a simple clamping device holds them together securely, thus bringing

the lens between negative and paper at just the proper focal distance.

To make an enlargement, one merely places the negative and paper in place, sets up the camera with the negative end to the light for a specified time and then develops the paper as usual.

The cameras are collapsible, so that they fold flat and may be conveniently carried in a suitcase.

The Price

No. 2. Brownie Enlarging Camera, for 5 x 7 enlargements from 2¼ x 3¼ negatives	\$2.00
No. 3. Ditto, for 6½ x 8½ enlargements from 3¼ x 4¼ negatives	3.00
No. 4. Ditto, for 8 x 10 enlargements from 4 x 5 negatives (will also take 3¼ x 5½ negatives)	4.00

V. P. Kodak Enlarging Camera


This is made upon the same principle as the Brownie Enlarging Camera, excepting that being small in itself, it is not made collapsible and is in one section only.

It offers the simplest means for making 3¼ x 5½ enlargements from 1½ x 2½ negatives.

The Price

Vest Pocket Kodak Enlarging Camera	\$1.75
--	--------

Brownie Enlarging Camera Illuminator



In enlarging with the Brownie or Vest Pocket Kodak Enlarging Camera, the exposure may be made by daylight, but to accommodate those who wish to do their enlarging at night or who prefer to use artificial light at all times we have devised the Brownie Enlarging Camera Illuminator, which assures the user a uniformly strong, even light day or night. It is simply constructed, and moderate in price.


The illuminator is collapsible, but when set up, has the form of a half-round, light-proof box with socket through which is inserted an electric light bulb.

The inner walls of this box are white and act as a reflector when the light is turned on. At the end is a ground glass, which diffuses the light, so that by placing negative end of the enlarging camera in contact with this glass and turning on the electricity, an excellent steady printing light is obtained.

The glass is provided with a hinged protector of ruby cloth, which may be closed as soon as the exposure is completed, and the illuminator then becomes a perfect lamp for the developing and subsequent operations with the enlargement. Complete instructions for use are included with each outfit, and anyone who has electric light in the house will find it invaluable for enlarging purposes.

Brownie Enlarging Camera Illuminator, \$3.00

The Kodiopticon



The Kodiopticon opens a new use—a new pleasure in his negatives, for the amateur photographer. For it enables anyone who has electricity in his house, to show sharp, well-illuminated lantern slide projections without difficulty and at small expense.

The Kodiopticon is substantially made, and operated with an ordinary Mazda electric lamp, at a distance of 10 feet from the sheet, will project images of about 36 inches. A larger image may be secured by setting the Kodiopticon a greater distance away, but the greater the distance the less the illumination. Can also be furnished with an electric arc lamp, when it can be used at 12 feet, with the maximum illumination, projecting an image of about 42 inches.

The Kodiopticon has a water jacket for protection of the slides from heat, and the price includes a strong wooden case, which, by reversing the top, serves as a permanent stand for the outfit.

The Price

Kodiopticon, complete, with Mazda Lamp	\$18.00
Ditto, with Hand-feed Arc Lamp and 4 ampere Rheostat, accommodat- ing 110 volts	27.00
Ditto, accommodating 220 volts	28.50
100 Watt Mazda (Tungsten) Lamp, Concentrated Filament	3.00
Eastman Portable Background Carrier	3.00
Eastman Portable Background, plain, 4 x 5 feet	1.50
Lantern Slide Plates, $3\frac{1}{4} \times 4$, per dozen45
Lantern Slide Cover Glass, per dozen20
Lantern Slide Binders, per package 50 strips10
Velox Lantern Slide Films, $2\frac{3}{4} \times 3\frac{1}{4}$, per dozen30
Velox Lantern Slide Frames, per dozen20
Velox Lantern Slide Mats, $2\frac{7}{8} \times 3\frac{5}{8}$, per 2 dozen05
Nepera Solution, for developing Velox L. S. Films, 4-ounce bottle20
Lantern Slide Film Varnish, 4-ounce bottle25

Velox Transparent Water Color Stamps



An interesting and highly enjoyable diversion for the amateur photographer is the coloring of prints. And those who use the Kodiopticon will find that many slides are greatly improved by the addition of color. While actual color photography is by no means practical for general amateur use, anyone can make beautifully colored prints by the use of Velox Transparent Water Color Stamps.

No special artistic skill, no knowledge of painting whatever is necessary. Just a brush or two and the book of stamps, which includes simple directions for coloring both prints and lantern slides.

Each book includes twelve sheets of colors and each sheet is divided by perforations into twenty-two stamps. To use any color merely tear off a stamp, place in a small saucer or palette supplied with the outfit, and cover with about a teaspoonful of water.

As the colors are perfectly transparent and blend harmoniously, you will find that the application is very easy and that no skill is necessary in the production of pleasing color prints. The Velox Transparent Water Color Stamp Outfit offers the greatest convenience in coloring prints, as it includes the book of stamps, three brushes and a white enameled mixing palette, put up in a neat cardboard case.

Velox Transparent Water Color Stamps, complete booklet, 12 colors . . .	\$0.25
Separate Color Leaves, two sheets05
Set of 3 Special Brushes, per set50
Mixing Palette25
Velox Transparent Water Color Stamp Outfit, including book, three brushes and palette75

Kodak Film Tank



Development, that former bugbear of the amateur photographer and especially of the beginner, is made a simple proposition by the Kodak Film Tank—fully as simple as any part of the photographic process.

The Kodak Film Tank automatically develops every roll of film put into it, just as well as that roll of film could be developed by the most experienced photographer. If directions are followed, if the chemicals are mixed and the temperature regulated according to instructions, a boy or girl can get just as good results from the Kodak Film Tank as an expert by any method.

In other words, every roll of film put into the film tank, where the simple directions are implicitly followed, will come out developed as well, or better, than that roll of film could be developed in the dark room by the most experienced photographer. And it is very simple, it eliminates the dark room entirely, developing the film in broad daylight, and is so compact as to be easily carried and used anywhere.

The Kodak Film Tank consists of a winding box, a light-proof apron, and a heavily nicked brass solution cup with cover. In the Brownie Film Tank, however, no cover is necessary as the film roll itself is turned. All articles can be packed in the box, making the entire outfit self-contained.

The film to be developed is placed upon a reel in the winding box, the cover is placed on the box and the film is wound around an

axis in combination with the apron, in such fashion that, when completely wound, the apron protects the film effectually from light, and may be removed from the winding box safely at any time. It is then lowered into the cup of developer, the cover attached and the film left to develop for twenty minutes. After development the film is removed for fixing.

Every step is performed in daylight and the exact time necessary for development, in combination with the chemical formula, has been scientifically worked out, so that all differences of exposure within reasonable bounds are taken care of. Especial attention is called to the new 2½-inch size, for the development of 1A or 2A films.

Those who wish to develop more than one roll at a time can do so without purchasing extra tanks complete, by securing duplicating outfits as listed below.

The Price

Brownie Kodak Film Tank, for use with No. 1, No. 2 and No. 2 Folding Pocket Brownie cartridges, complete	\$2.50
Vest Pocket Kodak Film Tank, for Vest Pocket cartridges, complete	2.50
2½-inch Kodak Film Tank, for use with all Kodak or Brownie cartridges having a film width of 2½ inches or less, complete	3.50
3½-inch Kodak Film Tank, for use with all Kodak and Brownie cartridges having a film width of 3½ inches or less, complete	5.00
5-inch Kodak Film Tank, for use with all Kodak and Brownie cartridges having a film width of 5 inches or less, complete	6.00
7-inch Kodak Film Tank, for use with No. 5 Cartridge Kodak or shorter film cartridges, complete	7.50
Duplicating Outfit, consisting of one solution cup, one transferring reel, and one apron, for Brownie Kodak Film Tank	1.25
Ditto, for Vest Pocket Film Tank	1.25
Ditto, for 2½-inch Kodak Film Tank	1.75
Ditto, for 3½-inch Kodak Film Tank	2.50
Ditto, for 5-inch Kodak Film Tank	3.00
Ditto, for 7-inch Kodak Film Tank	3.75
Kodak Tank Developer Powders for Brownie Kodak Film Tank, per package, ½ dozen15
Ditto, for Vest Pocket Tank15
Ditto, for 2½-inch tank, per package, ½ dozen20
Ditto, for 3½-inch tank, per package, ½ dozen20
Ditto, for 5-inch tank, per package, ½ dozen25
Ditto, for 7-inch tank, per package, ½ dozen25
Kodak Acid Fixing Powder, per ¼-pound package10
Ditto, per ½-pound package15
Ditto, per 1-pound package25

No. 2 Brownie Developing Box



Offering the same assurance of perfectly developed film as the Kodak Film Tank, the Brownie Developing Box is a modified form of the same, so simple to use that any boy or girl can readily understand and operate it.

It consists of a metal box with cover, just long enough to accommodate a roll of No. 1 or No. 2 Brownie Film in one loop.

To develop, the roll of film is inserted in the spool carrier, and by means of a cord and winding shaft the film is unrolled and carried around a roller bearing, thus exposing the film to the action of the developer.

Before unrolling the film the developer is poured in the box and the cover put in place; all these operations being performed in daylight. The film is then unrolled by turning the crank, when the box is rocked on its standard for six minutes. The developer is then poured off and box filled with water to wash out developer, after which film is removed and fixed in daylight.

This is an excellent means, for those who have No. 1 or No. 2 Brownie Cameras, of developing their films without the need of skill or experience.

The Price

No. 2 Brownie Developing Box	\$1.00
Brownie Developing Box Powders, per package of 615
Kodak Acid Fixing Powders, ½-pound package15
Ditto, ¼-pound package10

Eastman Plate Tank



What the film tank has done for films, the plate tank does for plates. The idea of the two tanks is based upon the same time and temperature system of development, with, of course, such differences in actual construction of the tanks as are required by the physical differences between films and plates. And as plates must be unloaded in a dark room, the plate tank cannot offer the advantage of daylight quite all the way, but it takes only a few moments in the dark room to load this tank, after which it may be brought out into any light for development.

The device consists of a metal solution cup with cover, a cage for holding 12 or less plates, and a loading fixture for loading the plates in the cage.

The exposed plates are loaded into the cage and placed in the tank, which has been filled with developer, in the dark room and the tank cover fastened in place. On the front of the tank is a dial for registering time. Development is allowed to continue for fifteen minutes, the tank being reversed several times. After development the developer is washed out of the plates, and the fixing bath poured into the tank, after which the plates are ready for washing in the usual manner.

The Price

Eastman Plate Tank, for 4 x 5, 3 1/4 x 5 1/2, and smaller plates, includes solution cup, plate cage, loading fixture and adjustable kit	\$3.50
Ditto, 5 x 7, without kit	4.50
Adjustable Kit, for 4 x 5 or 3 1/4 x 5 1/2 tank, to take smaller plates50
Separate Kits, for 5 x 7 tank, to take 3 1/4 x 5 1/2, 4 1/4 x 6 1/2 or 4 3/4 x 6 1/2 plates, each75
Metal Insert, for 5 x 7 tank, to take 4 x 5 plates10
Eastman Plate Tank Developer Powders, for 4 x 5 tank, per package, 1/2 dozen20
Ditto, for 5 x 7 tank, per package, 1/2 dozen35
Kodak Acid Fixing Powder, per 1-pound package25
Ditto, per 1/2-pound package15

Developing and Printing Outfits



For those who wish to develop by the dark room method we offer complete developing and printing outfits containing everything necessary for the work. By combining a variety of different articles and making up the outfits in large quantities, we furnish them at a much lower price than if the articles were purchased separately. The Eastman 3A Outfit contains every requisite for finishing twenty-four $3\frac{1}{4} \times 5\frac{1}{2}$ or smaller pictures, and includes the following:

One Kodak Candle Lamp	\$0.25
One Printing Frame25
One Glass for Frame05
One 4-ounce Graduate15
One Stirring Rod05
Four Developing Trays40
Five tubes Eastman's Special Developer25
One-half pound Kodak Acid Fixing Powder15
One package Potassium Bromide05
Two dozen 4 x 5 Velox Paper50
Two ounces Nepera Solution for developing Velox10
Instruction Book10

Eastman 3A Outfit, complete, neatly packed, \$1.50 \$2.30

EASTMAN A B C OUTFIT, similar to above but providing for 4 x 5 or smaller pictures \$1.50

BROWNIE Developing and Printing Outfit, complete, for developing and printing 24 pictures $2\frac{1}{4} \times 2\frac{1}{4}$. Price, complete90

Note—These outfits cannot be shipped by mail.

The Kodak Box No. 2



The Kodak Box No. 2 contains everything for picture making by the daylight method. No dark room is necessary, and even the beginner can get good results by following the simple, explicit directions contained in the instruction book. This outfit is simple enough for boys and girls, while at the same time it will make pictures which will please the grown-up people.

The Price

One No. 2 Brownie Camera, $2\frac{1}{4} \times 3\frac{1}{4}$	\$2.00
One No. 2 Brownie Developing Box	1.00
One Roll No. 2 Brownie Film, $2\frac{1}{4} \times 3\frac{1}{4}$.20
Two Brownie Developing Box Powders	.05
One $\frac{1}{2}$ -pound package Kodak Acid Fixing Powder	.15
One 4-ounce Graduate	.15
One Stirring Rod	.05
One No. 2 Brownie Printing Frame	.15
One Package (1 dozen) $2\frac{1}{4} \times 3\frac{1}{4}$ Brownie Velox	.10
One Bottle Nepera Solution	.10
Three Paper Developing Trays	.30
One dozen $2\frac{1}{4} \times 3\frac{1}{4}$ Mounts	.10
One dozen $2\frac{1}{4} \times 3\frac{1}{4}$ Kodak Dry Mounting Tissue	.05
One Instruction Book	.10
	<hr/> \$4.50

Price, complete, neatly packed, \$4.00

Kodak Portrait Attachment



There is no greater pleasure in photography than Home Portraiture, and this little attachment, fitted to a Kodak or Brownie Camera, will enable one to work up close to the subject and thereby secure bust portraits of excellent quality limited in size with the focusing Kodaks only by the dimensions of the film. The attachments are simply extra lenses, which slip on in front of the regular lens, and they in no way affect the operation of the instrument, excepting to make the lens cut sharp at short distances.

These attachments are not only serviceable for portraiture but also for photographing any small object, such as flowers, fruits, still life composition, at close range. Please order by number, or if required for older models or cameras with special equipments specify shutter and size of camera.



Made with Kodak and Kodak Portrait Attachment

The Price—Kodak Portrait Attachment

No. 1. For No. 2 Brownie, No. 2 and No. 2A F. P. Brownie, Vest Pocket and No. 1 and No. 1A F. P. K.	\$0.50
No. 2. For No. 2A Brownie50
No. 3. For No. 1A Kodak Junior, both single and double lens; No. 1A F. P. K., R. R. Type; No. 3 F. P. K., No. 3 Folding Brownie50
No. 4. For No. 2 and No. 3 Bull's-Eye, No. 3 Brownie50
No. 5. For Nos. 3A, 4 and 4A Folding Kodaks and No. 3A Folding Brownie50
No. 6. For No. 3 Special and <i>Six-Three</i> and 1A Special and <i>Six-Three</i> Kodaks50
No. 7. For No. 3A Special and <i>Six-Three</i> Kodaks50
No. 8. For No. 1 Kodak Junior, both single and double lens, and Vest Pocket Kodak Special50
No. 9. For No. 3 F. P. K. with Kodak Automatic shutter50
No. 10. For No. 1 Brownie50

Kodak Color Screens

These screens are of great value in outdoor photography, and for all subjects embracing colors which act weakly on the sensitive film, as they hold back the strong blue and violet rays, affording the weaker colors time to record. The Kodak Color Screens are mounted in the same manner as the Kodak Portrait Attachment.

The Price

No. 1. For Vest Pocket, Nos. 1 and 1A Folding Pocket Kodaks, Nos. 2 and 2A Folding Pocket Brownies	\$0.50
No. 2. For No. 2A Brownie50
No. 3. For No. 1A Kodak Junior, both single and double lens; Nos. 2 and 3 Folding Pocket Kodaks; No. 1A F. P. Kodak, R. R. Type; and No. 3 Folding Brownie75
No. 4. For Nos. 2 and 3 Bull's-Eye and No. 3 Brownie75
No. 5. For Nos. 3A, 4 and 4A Kodaks, No. 3A Folding Brownie	1.00
No. 6. For Nos. 1A Special and <i>Six-Three</i> Kodaks and 3 Special and <i>Six-Three</i> Kodaks75
No. 7. For No. 3A Special and <i>Six-Three</i> Kodaks	1.00
No. 8. For No. 1 Kodak Junior, both single and double lens, and Vest Pocket Kodak Special50
No. 9. For No. 3 F. P. K. with Kodak Automatic shutter50

Kodak Wide Angle Lenses

These lenses have a speed of *f*. 16 and are interchangeable with the lenses furnished with the Nos. 3A and 4 Folding Pocket Kodaks, and the No. 4A Folding Kodak. With each one we furnish a leather case and a graduated focusing scale for the camera bed.

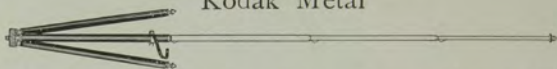
In ordering a Kodak wide angle lens, give size (No.) of Kodak and be sure to specify the shutter that the lens is to be used with.

The Price

No. 4. (4 x 5) Wide Angle Kodak Lens, equivalent focus, 4½ inches . .	\$5.00
(Also adapted to 3A Kodak.)	
No. 5. (5 x 7) Wide Angle Kodak Lens, equivalent focus, 5½ inches . .	7.50
(Also adapted to 4A Kodak.)	

Kodak Tripods

Kodak Metal



Combining light weight and compactness with exceptional rigidity, this is an ideal tripod for cameras up to 5 x 7.

Has telescoping legs of brass tubing—lower ones nickered—the upper black enameled. Should a part become inoperative through wear or accident, any section may be removed for repairs. This is a unique feature among metal tripods. When extended each section catches and holds firmly. To close, it is necessary to press in top catch only, the others then releasing automatically.

The Nos. 1 and 2 have revolving heads for attaching to camera. With this construction the camera may be swung, so as to take in the desired view without moving the tripod, a distinct advantage over other types of metal tripods. The Nos. 1 and 2 also have straps for holding the legs in place when closed.

	Sections	Length		Weight	Price
		Closed	Extended		
Kodak Metal Tripod No. 0	3	15½ inches	39½ inches	15 ounces	\$1.60
Kodak Metal Tripod No. 1	4	15 inches	48½ inches	24½ ounces	2.50
Kodak Metal Tripod No. 2	5	13½ inches	49½ inches	25 ounces	3.25
Leatherette Case for No. 0					.75
Leather Carrying Case, either style					1.50

Eastman Folding Head




For 4 x 5 cameras, or smaller

In the Eastman Folding Head Tripod the head itself folds, and the tripod then makes a compact, rectangular package. Length, folded, 17 inches; extended, 52½ inches. Weight, 25 ounces.

Eastman Folding Head Tripod	\$3.50
Black Sole Leather Carrying Case	1.50


The Eastman



Three sections. No. 1, maple, for cameras up to 6½ x 8½.
Price, \$1.70

Kodak Tripods


The Bull's-Eye



Two sections. Aluminum revolving head. Made of maple, with brass fittings. For 4 x 5 cameras, or smaller. Length, extended, 42½ inches; folded, 24 inches. The only two-section tripod that will go into a suitcase.

Price, \$1.50

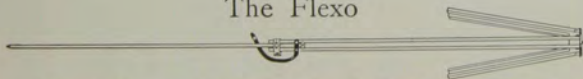
The Standard



The feature of this tripod is the automatic locking of the sections when they are extended. Light, compact and rigid. Fixed, non-detachable head. Length, folded, 21 inches; extended, 53½ inches. Weight, 18 ounces. Cherry finish, brass trimmings.

Price, \$1.75

The Flexo



Two sections. Fixed, non-detachable head. Only clear, straight-grained wood is used in its construction.

Price, \$0.90



Folding Pocket Kodak Tripod Adapter No. 1

A simple and effective device for holding either the No. 1 or No. 1A Folding Pocket Kodak on a tripod in either horizontal or vertical position. Kodak may be reversed without removing from the adapter.

F. P. K. Tripod Adapter No. 1 . . . \$0.75

Velox Paper

Velox is the very best paper for amateur use for it is simple to use, thoroughly dependable and is made in a variety of grades and surfaces to fit all sorts of amateur negatives.

It prints in any light, requires no dark room and permits the amateur to utilize his evening hours in print making. Its simplicity of manipulation and extreme gradation make it suitable for photographic work of every kind.

Velox is divided broadly into two kinds of paper called "Regular" and "Special" (hard and soft) each division containing a variety of surfaces. "Regular" papers develop quickly and are best suited for negatives lacking contrast. "Special" papers develop slowly, and give soft effects from hard negatives. Use "Special" Velox for negatives producing good results on "Printing Out" paper (such as Solio), and "Regular" only with very flat negatives (negatives lacking contrast).

Velox surfaces: In the "Regular" class are carbon (matte surface), Glossy, Glossy double weight, Velvet, and Velvet double weight. "Regular" Velvet Velox is semi-gloss and gives prints of exceptional beauty. This paper will give satisfactory results from very flat negatives.

In the "Special" class, the surfaces are Carbon (matte surface), Portrait (smooth matte), Portrait double weight, Rough, Glossy, Glossy double weight, Velvet, and Velvet double weight,

"Special" Velvet Velox has a greater range than any of the other "Special" papers.

Royal Velox is coated on a soft, mellow-tinted stock, which when re-developed affords all the soft delicacy of a rare old etching. It is made in two grades, "Regular" and "Special" and one surface, just rough enough to produce the desired effect.

Velox Paper

The Price

Size	Single Weight			Double Weight		
	Dozen	½ Gross	Gross	Dozen	½ Gross	Gross
1½ x 2½	\$0.15	\$0.60	\$1.00	\$0.20	\$0.75	\$1.25
2¼ x 3¼	.15	.60	1.00	.20	.75	1.25
2½ x 4¼	.15	.70	1.25	.20	.90	1.55
3½ x 3½	.15	.80	1.50	.20	1.00	1.90
3¼ x 4¼	.15	.80	1.50	.20	1.00	1.90
3¼ x 5½	.15	.80	1.50	.20	1.00	1.90
4 x 5	.25	1.10	2.00	.30	1.40	2.50
*3¼ x 6 (Stereo)	.25	1.10	2.00			
†*3¾ x 6½	.25	1.10	2.00			
2¼ x 7	.15	.80	1.50	.20	1.00	1.90
4¼ x 6½	.30	1.65	2.80	.40	2.05	3.50
5 x 7	.35	2.00	3.50	.45	2.50	4.40
3½ x 12	.45	2.50	4.50	.55	3.15	5.65
Velox Post-cards, 3½ x 5½, furnished in Regular Velvet, Special Velvet, Special Portrait, Regular Glossy, Special Glossy and Regular Royal and Special Royal20	1.10	2.00
Ditto, Double Post-cards, 3½ x 11 inches40	2.20	4.00
Brownie Post-cards, 2¼ x 4¼, Regular and Special Velvet				.15		

*Glossy only. †For use in Self-transposing Stereo Printing Frame.

Brownie Velox (one grade only)

2¼ x 2¼, per package 2 dozen sheets	\$0.15
2¼ x 3¼, per package 1 dozen sheets10

Velox Sundries

N. A. (Non-abrasion) Velox Liquid Developer, 4-ounce bottle (makes 20 ounces for Special, 12 ounces for Regular)	\$0.25
Ditto, 16-ounce bottle75
Nepera Solution, per 4-ounce bottle20
Ditto, per 16-ounce bottle60
Nepera Capsules (for converting Nepera solution to a film or plate developer), per package 1 dozen15
Velox Re-developer for Sepia Tones, per 4-ounce bottle50
Ditto, 2 ounces (sufficient for 150 4 x 5 prints)30
Velox Re-developer Tubes, per package 12 tubes60
Velox Liquid Hardener, per 4-ounce bottle15
Ditto, 8-ounce bottle25
Nepera M. Q. N. A. Tubes, box of 5 tubes75
Kodak N. A. M. Q. Developer, per package 3 tubes25
Kodak Acid Fixing Powder for fixing Velox prints, per pound25
Ditto, ½ pound15
Ditto, ¼ pound10

Kodak Velvet Green

Effects heretofore to be had only by the laborious carbon process can now be secured by any amateur photographer with this new paper.

For landscapes, for marines, and in fact, for the majority of outdoor amateur negatives, the rich green of prints on Kodak Velvet Green produces most beautiful harmonious effects, with an indescribable "atmosphere" of nature itself.

And to use this paper the amateur has to learn no new processes nor possess extraordinary skill. Anyone who can print on Velox paper can print just as successfully on Kodak Velvet Green, as the two processes after exposure are identical, and the developing solution is only slightly changed.

The surface—a smooth semi-matte—brings out detail fully, and the paper is supplied in both single and double weights.

Kodak Velvet Green Post-cards are very appropriate for use at vacation time.

Prices same as for Velox. (See page 53.)

Eastman "Ferro Prussiate" Paper

A "blue print" that retains delicacy and detail. In sealed tubes.

Size	2 Doz. Single Wt.	1 Doz. Double Wt.	Size	2 Doz. Single Wt.	1 Doz. Double Wt.
2½ x 2½	\$0.16	\$0.15	3¼ x 5½	\$0.20	\$0.20
2¼ x 3¼	.16	.15	3¼ x 6 (Stereo)	.20	.20
2½ x 4¼	.16	.15	2¼ x 7	.20	.20
3½ x 3½	.16	.15	4¼ x 6½	.30	.35
3¼ x 4¼	.16	.15	5 x 7	.35	.30
4 x 5	.20	.20	3½ x 12	.40	.35

Post-cards, 1 dozen, 15 cents

Eastman Permanent Bromide Papers

For enlargements. Grades: Velvet, Royal, Standard, Platino, Enameled and Matte-enameled.

Size	Per Doz.	Size	Per Doz.	Size	Per Doz.
5 x 7	\$0.35	8 x 10	\$0.80	14 x 17	\$2.40
5 x 8	.40	10 x 12	1.20	16 x 20	3.20
6½ x 8½	.60	11 x 14	1.60	18 x 22	4.00

Other sizes in proportion

Eastman Etching Black Platinum

A black and white platinum, with a soft pleasing warmth, found in no other platinum paper—decidedly away from the ordinary cold blue black. Perfectly simple cold development. Two surfaces, smooth and rough.

Size	Price per Doz.	Size	Price per Doz.
3½ x 3½	\$0.35	5 x 7	\$0.90
3½ x 4¼35	Eastman E. B. Developer, ½-pound35
4 x 555	Eastman E. B. Developer, ¼-pound20
3½ x 5½55	package	
4¼ x 6½55		

Eastman Etching Sepia Platinum

A new hot bath paper of unusual brilliancy, combined with extreme richness of tone and coated on a mellow buff stock. Made in both smooth and rough surfaces. Prices for paper and developer, same as for Etching Black above.

Solio Paper

A rapid, glossy, printing-out paper.

Size	Per Package, 2 Doz.	Size	Per Package, 2 Doz.
2½ x 2½	\$0.20	2¼ x 7 (No. 1 Panoram Kodak)	\$0.25
2¼ x 3¼20	5 x 730
2½ x 4¼20	4¼ x 6½	\$0.25
3½ x 3½20	5 x 730
3½ x 4¼20	3½ x 12 (No. 4 Panoram Kodak)35
3¼ x 5½25	Post-cards15
4 x 525	Double Solio Post-cards30
3¼ x 6 (Stereo)25	Brownie Post-cards, 2¼ x 4¼10

Seconds: 4 x 5 (trimmed) seconds, \$1.00 per gross. Solio Toning and Fixing Powders, per carton, 5 tubes, 25 cents. Solio Combined Toning and Fixing Solution, per 8-ounce bottle, 50 cents. Ditto, 4-ounce bottle, 30 cents; post-paid, 50 cents. Solio Hardener, per 8-ounce bottle, 35 cents.

Kodak Dry Mounting Tissue

Mounts prints even on thin mounts without curl. The simplest method of mounting, no apparatus being required—just fix the tissue on print, lay on mount and press with a warm flat iron; no sticky fingers, no muss of any kind.

The Price

Size, 3½ x 3½, 3 dozen	\$0.10	Size, 4 x 5, 2 dozen	\$0.10
Size, 3¼ x 4¼, 3 dozen10	Size, 4¼ x 6½, 1 dozen10
Size, 3¼ x 5½, 2 dozen10	Size, 5 x 7, 1 dozen10

Glass Dry Plates

Size	Seed	Per Doz.	Size	Seed Non-Halation Ortho	Per Doz.
3½ x 3½		\$0.40	3¼ x 4¼		\$0.55
3½ x 4¼45	3¼ x 5½80
3¼ x 5½65	4 x 580
4 x 565	4¼ x 6½		1.10
4¼ x 6½90	5 x 7		1.40
5 x 7		1.10	Cover Glass for Lantern Slides20
Lantern Slide Plates45			

Lantern Slide Binders, per package, 50 strips \$0.10



The Kodak Album

(Patent Applied For)

Made on a new principle, which does away with mounting prints by paste or otherwise. They are merely slipped into pocket strips at top and bottom, and will not come out unless removed by hand. Handsome grain leather cover and black leaves with linen finish.

A, 2½ x 3¼, 25 leaves, 3 on	\$2.25	E, 3¼ x 5½, 50 leaves, 3 on	\$3.50
B, 2½ x 4¼, 25 leaves, 3 on	2.50	F, 4 x 5, 25 leaves, 2 on	2.60
C, 3¼ x 4¼, 25 leaves, 3 on	2.50	G, 4¼ x 6½, 25 leaves, 2 on	2.75
D, 3¼ x 5½, 25 leaves, 3 on	2.75	H, 5 x 7, 25 leaves, 2 on	3.00

The Interchange Album

An unusually long-lived album on the loose leaf principle. Has special embossed leather cover with grain leather corners and back. Furnished with 50 linen finish leaves—black only.

A, 5 x 8	\$2.50	B, 7 x 11	\$3.00	C, 10 x 12	\$4.25	D, 11 x 14	\$5.00
Pkg. 12 extra leaves12		.15		.25		.30

The Tribune Album

Heavy leather embossed Baby Walrus. Black or grey leaves, linen finish, 50 leaves.

A 1, 50 grey leaves; A 2, 50 black leaves, 5 x 8	\$1.35
B 1, 50 grey leaves; B 2, 50 black leaves, 7 x 11	1.90
C 1, 50 grey leaves; C 2, 50 black leaves, 10 x 12	3.25
D 1, 50 grey leaves; D 2, 50 black leaves, 11 x 14	4.60

The Agrippa Album

A new, unusually flexible loose leaf album with beautiful grain leather covering and 50 linen finish black leaves.

A, 5 x 8	\$1.25	B, 7 x 11	\$1.50	C, 10 x 12	\$2.75	D, 9 x 14	\$3.00
Pkg. 12 extra leaves12		.15		.25		.30

The Arena Album

Flexible, finest quality black grain leather cover.

J, 50 black leaves, or S, 50 Sepia leaves, 5½ x 7	\$1.00
K, 50 black leaves, or T, 50 Sepia leaves, 7 x 10	1.50
L, 50 black leaves, or U, 50 Sepia leaves, 10 x 7	1.50
M, 50 black leaves, or W, 50 Sepia leaves, 11 x 14	3.00

The Tiber Album

A very flexible loose leaf album with imitation leather covering and 50 black leaves

A, 5 x 8	\$.65	B, 7 x 11	\$.90	C, 10 x 12	\$1.50	D, 9 x 14	\$1.75
Pkg. 12 extra leaves12		.15		.25		.30

The Forum Album

Flexible, black leather embossed cloth cover.

A, 25 black leaves, or N, 25 Sepia leaves, 5½ x 7	\$0.35
B, 25 black leaves, or O, 25 Sepia leaves, 7 x 1050
C, 25 black leaves, or P, 25 Sepia leaves, 10 x 750
D, 25 black leaves, or R, 25 Sepia leaves, 11 x 14	1.25
E, 50 black leaves, 5½ x 750
F, 50 black leaves, 7 x 1075
G, 50 black leaves, 10 x 775
H, 50 black leaves, 11 x 14	1.50

The Coliseum Album

A new, inexpensive but durable album with imitation leather cover.

A 1, 25 black leaves, or A 2, 25 grey leaves, $5\frac{1}{2} \times 7$	\$0.40
B 1, 25 black leaves, or B 2, 25 grey leaves, 5×8	.40
C 1, 25 black leaves, or C 2, 25 grey leaves, 7×11	.60
D 1, 25 black leaves, or D 2, 25 grey leaves, 10×7	.60
F 1, 25 black leaves, or F 2, 25 grey leaves, 11×14	1.40
G 1, 50 black leaves, or G 2, 50 grey leaves, $5\frac{1}{2} \times 7$.60
H 1, 50 black leaves, or H 2, 50 grey leaves, 5×8	.60
J 1, 50 black leaves, or J 2, 50 grey leaves, 7×11	.85
K 1, 50 black leaves, or K 2, 50 grey leaves, 10×7	.85
L 1, 50 black leaves, or L 2, 50 grey leaves, 11×14	1.65

Artist's Album

Loose leaf system, silk lacing.

No. 1, black leaves; No. 2, white leaves:	No. 4, black leaves; No. 5, white leaves;
No. 3, Sepia leaves, $5\frac{1}{2} \times 7$. . . \$0.20	No. 6, Sepia leaves, 7×10 . . . \$0.30
Extra leaves, package of 507	Extra leaves, package of 510

Snapshot Album

Substantial card covering, soft black leaves.

No. 19 20 pages, $5\frac{1}{2} \times 7$ \$0.12	No. 18 20 pages, 7×10 \$0.15
---	---

Souvenir Post-card Album

Flexible, black leather embossed cloth cover.

X, 25 black leaves, 10×7 , for 100 cards \$0.50
X, R, 25 black leaves, 11×14 , for 200 cards 1.50
X, T, { Flexible, black grain leather cover } 2.50
{ 25 leaves, 11×14 , for 200 cards }

Woodmat

A new medium for mounting prints on the "slip in" principle, giving the effect of a rich brown wood frame.

	For Print	Outside	Each
No. 1	$2\frac{1}{2} \times 3\frac{1}{4}$	$4\frac{1}{2} \times 5\frac{3}{4}$	\$0.05
No. 1A	$2\frac{1}{2} \times 4\frac{1}{4}$	$4\frac{1}{2} \times 6\frac{3}{4}$.06
No. 3	$3\frac{1}{2} \times 4\frac{1}{4}$	$5\frac{1}{2} \times 6\frac{3}{4}$.07
No. 3A	$3\frac{1}{2} \times 5\frac{1}{2}$	$6\frac{1}{4} \times 8\frac{3}{4}$.08
No. 4	4×5	$6\frac{1}{4} \times 7\frac{3}{4}$.08
No. 4A	$4\frac{1}{4} \times 6\frac{1}{2}$	$7 \times 9\frac{1}{4}$.10



The Pocketfoto

In traveling, in calling upon friends, and the like, there are many times when you would like to show some of your best pictures. The Pocketfoto makes this a simple matter. It is a soft, handsome grain leather case, somewhat similar to a pocket bill case, which will easily accommodate twenty-five or more unmounted prints in either side, and folds so as to conveniently go into the pocket.

No. 1, for $2\frac{1}{2} \times 3\frac{1}{4}$ or smaller pictures, each \$1.25
No. 3, for $2\frac{1}{2} \times 4\frac{1}{4}$ to $3\frac{1}{4} \times 4\frac{1}{4}$ pictures, each 1.50
No. 3A, for $3\frac{1}{2} \times 5\frac{1}{2}$ or smaller pictures, each 1.75

Eastman Film Negative Albums

For 100 negatives, $1\frac{1}{2} \times 2\frac{1}{2}$ \$0.75
For 100 negatives, $2\frac{1}{2} \times 4\frac{1}{4}$, or smaller75
For 100 negatives, $3\frac{1}{2} \times 3\frac{1}{2}$, or smaller75
For 100 negatives, $3\frac{1}{4} \times 4\frac{1}{4}$, or 4×5 1.00
For 100 negatives, $3\frac{1}{4} \times 5\frac{1}{2}$, or smaller 1.00
For 100 negatives, 5×7 , or smaller 1.50



Kodak Card Mounts

Riviera—Ash Grey and White

For Prints	Size of Mount	Per 100	Per 50	For Prints	Size of Mount	Per 100	Per 50
1½ x 2	3 x 3½	\$0.30	\$0.15	3¼ x 4¼	4½ x 5½	\$0.65	\$0.35
1½ x 2½	3 x 3½	.40	.20	4 x 5	5½ x 6½	.85	.45
2¼ x 2½	3½ x 3½	.40	.20	3¼ x 5½	5 x 7¼	.95	.50
2¼ x 3¼	3½ x 4½	.50	.25	4¼ x 6½	5¼ x 8	1.40	.70
2½ x 4¼	4½ x 5¼	.65	.35	5 x 7	7 x 9	1.50	.75
3½ x 3½	5 x 5	.65	.35				

Bevplane—Carbon Black and Scotch Grey

For Prints	Size of Mount	Per 100	Per 50	For Prints	Size of Mount	Per 100	Per 50
1½ x 2½	3¼ x 4¼	\$0.60	\$0.30	4 x 5	5½ x 6½	\$0.90	\$0.45
2¼ x 3¼	4 x 5	.60	.30	4¼ x 6½	5¼ x 8	1.55	.80
2½ x 4¼	4¼ x 6	.80	.40	5 x 7	7 x 9	1.70	.85
3½ x 3½	5 x 5	.80	.40	2¼ x 7	4 x 8¼	.90	.45
3¼ x 4¼	5 x 6	.85	.45	3½ x 12	5½ x 13¼	1.80	.90
3¼ x 5½	4¼ x 7	.90	.45				

The Marine—London Brown and Ash Grey

Good heavy stock, embossed corded silk pattern, beveled edges.

No.	For Prints	Size of Mount	Per 100	Per 50	No.	For Prints	Size of Mount	Per 100	Per 50
0	1½ x 2½	3½ x 4½	\$0.80	\$0.40	3A	3¼ x 5½	5½ x 8	\$1.35	\$0.70
1	2¼ x 3¼	4½ x 5½	.95	.50	4	4 x 5	6 x 7	1.25	.65
1A	2½ x 4¼	4½ x 6¼	1.00	.50	4A	4¼ x 6½	6½ x 8¼	1.55	.80
2	3½ x 3½	5½ x 5½	1.00	.50	5	5 x 7	8 x 10	2.10	1.05
3	3¼ x 4¼	5½ x 6½	1.00	.50					

The Baltic—Buff, Brown or Grey

Heavy stock, beveled edge, heavy borders—a beautiful, rich mount.

No.	For Prints	Size Outside	Per 100	Per 50	No.	For Prints	Size Outside	Per 100	Per 50
0	1½ x 2½	3½ x 4¼	\$0.90	\$0.45	3A	3¼ x 5½	5½ x 8	\$1.55	\$0.80
1	2¼ x 3¼	4½ x 5½	1.10	.55	4	4 x 5	6 x 7	1.65	.85
1A	2½ x 4¼	4½ x 6¼	1.25	.65	4A	4¼ x 6½	6½ x 8¼	2.20	1.10
2	3½ x 3½	5½ x 5½	1.25	.65	5	5 x 7	8 x 10	2.75	1.40
3	3¼ x 4¼	5½ x 6½	1.35	.70					

The Duomat—Grey and Brown

A beautiful "slip in" mount permitting the print to be mounted under either a square or oval opening.

No.	For Prints	Size Outside	Per 100	Per 50
0	1½ x 2½	3½ x 4¼	\$3.00	\$1.50
1	2¼ x 3¼	4 x 5	3.00	1.50
1A	2½ x 4¼	4½ x 6½	4.00	2.00
2	3½ x 3½	5¼ x 5¼	4.00	2.00
3	3¼ x 4¼	5¼ x 6¼	4.00	2.00
3A	3¼ x 5½	5¼ x 7½	5.00	2.50
4	4 x 5	6 x 7	5.00	2.50
4A	4¼ x 6½	6¼ x 8½	6.00	3.00

View Enlargement Mounts

Grey and Brown

	For Prints	Size Outside	Per 100		For Prints	Size Outside	Per 100
A	5 x 7	8 x 10	\$2.50	C	8 x 10	12 x 14	\$4.25
B	6½ x 8½	10 x 12	3.50	D	7 x 11	11 x 15	4.75

Stereo Mounts

Size of mount, 3½ x 7; color, Queen's Grey; per 100, \$0.45; per 50 \$0.25

Souvenir Post-card Hangers

Consisting of six "slip in" embossed mounts, attached by ribbons. Either vertical or horizontal Post-card opening

GH-1	Horizontal London Brown	\$0.25	G-1	Vertical London Brown	\$0.25
GH-2	Horizontal Grey25	G-2	Vertical Grey25

Souvenir Photo Case

A handsome brown embossed folder with watered silk finish lining, making an unusually rich setting for the display of a favorite picture. Attractive enough for the home; suitable for a busy man's desk.

Style	For Prints	Size Outside	Price
No. 0	1½ x 2½	2½ x 3½	\$0.35
No. 1	2¼ x 3¼	3¼ x 4	.40
No. 1A	2½ x 4¼	3½ x 5	.45
No. 3	3¼ x 4¼	4½ x 5	.45
No. 3A	3¼ x 5½	4½ x 6	.50

Printing Frames

Eastman 3½ x 3½, opens two-thirds	\$0.25
Eastman 3¼ x 4¼, opens two-thirds25
Eastman 3¼ x 5½, for films, opens two-thirds25
Ditto, for plates25
Eastman 4 x 5, opens two-thirds25
Eastman 5 x 7, opens two-thirds35
Eastman 3½ x 12, for No. 4 Panoram Kodak, opens in three sections75
Eastman 2¼ x 7, for No. 1 Panoram Kodak, opens in 2 sections30
Brownie Printing Frame, No. 1, for 2¼ x 2¼ Developing paper only10
Brownie Printing Frame, No. 2, for 2¼ x 3¼ Developing paper only15

Developing Trays

"Bull's-Eye" Composition, 3½ x 4½	\$0.12
"Bull's-Eye" Composition, 4 x 515
"Bull's-Eye" Composition, 4 x 615
"Bull's-Eye" Composition, 5 x 725
"Bull's-Eye" Composition, 3 x 8½22
"Bull's-Eye" Composition, 4½ x 1450
Eastman Enameled, 4¾ x 5¾ or 4 x 625
Eastman Enameled, 5¼ x 7¾50

Flash-Light Material



The simplest and safest method of making flash-light pictures is by means of the Eastman Flash Sheets and Kodak Flash Sheet Holder. The sheets burn slowly, giving a broad, soft light, and not so startling the subject as to give a staring effect to the eyes.

The holder is a genuine innovation. A saw tooth holds the sheet in proper position and it is lighted from the back through an aperture provided in the center for the purpose. In this manner the holder is always between the operator and the flash sheet, and it may be held in the hand or supported on a tripod, a socket being provided for the latter purpose.

No. 1 Flash Sheets, per package of 1/2 dozen sheets, 3 x 4	\$0.25
No. 2 Flash Sheets, per package of 1/2 dozen sheets, 4 x 540
No. 3 Flash Sheets, per package of 1/2 dozen sheets, 5 x 760
Kodak Flash Sheet Holder	1.00

Flash cartridges are recommended only where absolutely instantaneous exposures are required.

Eastman Spreader Flash Cartridges, for use with pistol or fuse (price includes both fuse and cap), per package of 1/2 dozen	\$0.25
Eastman Spreader Flash Cartridge Pistol50
Eastman No. 1 Flash Cartridges, per package of 1/2 dozen60
Ditto, No. 240
Ditto, No. 325

Kodak Magnesium Ribbon Holder

This extremely handy little apparatus provides a most convenient method of burning magnesium ribbon for photographic purposes. It comprises at once a compact magazine for storing the ribbon, a convenient holder for burning it, and a ready means of measuring definite lengths of the ribbon.




For printing on Velox and other gas light papers, lantern slides, etc., the ribbon is pushed forward by a movement of the thumb upon the edge of the revolving disc until the desired length of ribbon projects from holder.

Kodak Magnesium Ribbon Holder	\$0.25
Alcohol Lamp, for use with above20

Kodak Trimming Boards

Made of hard wood, with natural finish, have fine quality steel blades and are fitted with rule.

No. 1, capacity, 5 x 5 inches	\$0.40
No. 2, capacity, 7 x 7 inches60
Transparent Trimming Gauge (extra)20



Kodak Candle Lamp

This clever little lamp is collapsible and can be packed into very small space when not in use. It is made of special tested ruby fabric, bound in metal frames and gives a strong, safe light for the dark room.

Kodak Candle Lamp	\$0.25
Extra Candles for same, per dozen30



Kodak Dark Room Lamp



The Kodak Dark Room Lamp is oil burning and is fitted with both orange and ruby glass. It has an unusually broad wick regulated from the outside and gives a soft, steady light for the dark room.

No. 2 Kodak Dark Room Lamp	\$1.00
--------------------------------------	--------

Velox Lantern Slide Film

For use with the Kodiopicon or any other lantern slide projector that has a water cell cooling device. With these films you can make lantern slides by contact as easily as you can make Velox prints, the exposure, development and printing being the same. For making slides by projection they are as convenient as any plate.

After the slide is made, it is masked with Velox Lantern Slide Mats and mounted in the Velox Lantern Slide Frame which has standard opening, and eliminates the binding of the edges.

These slides are absolutely unbreakable.

Prices

Velox Lantern Slide Films, $2\frac{3}{4} \times 3\frac{1}{4}$, per dozen	\$0.30
Velox Lantern Slide Frames, per dozen20
Velox Lantern Slide Mats, $2\frac{7}{8} \times 3\frac{5}{8}$, per 2 dozen05
Nepera Solution, for developing Velox Lantern Slide Films, 4-ounce bottle20
Lantern Slide Film Varnish, 4-ounce bottle25



Tested Chemicals

Certainty in making negatives and prints depends as much on the quality of your chemicals as on any other one thing. All Kodak chemicals are tested both photographically and for purity before the E. K. C. tested seal is allowed to go upon them. That seal is your protection.

Eastman Chemical Outfit	\$0.30
Eastman Special Developer Powders, per package 5, in sealed glass tubes25
Eastman Hydrochinon Developer Powders, per dozen50
Ditto, per ½ dozen25
Ditto, per package 5 powders, in sealed glass tubes25
Eastman's Pyro Developer Powders, per dozen50
Ditto, per ½ dozen25
Ditto, per package 5 powders, in sealed glass tubes25
Tozol, per 1-ounce bottle20
Elon, per 1 ounce50
Roylon, per 1-ounce bottle50
Hydrochinon, per 1-ounce bottle15
Eastman's Permanent Crystal Pyro, per 1-ounce bottle25
Velox Re-developer Tubes, package of 12 tubes60
Hypo Sulphite of Soda, granular, per pound08
Alum, powdered, per pound10
Kodak Acid Fixing Powder, per pound package25
Ditto, per ½-pound package15
Ditto, per ¼-pound package10
Eastman Intensifier, glass tube, per tube15
Eastman Reducer, per box of 5 tubes25
Eastman Opaque No. 1, per tube15
Potassium Bromide, per ounce12
Acetic Acid, 28 per cent., per 1-pound bottle18
Citric Acid, 4-ounce bottle35
Eastman Tested Carbonate of Soda (desiccated), per 1-pound bottle20
Eastman Tested Sulphite of Soda (desiccated), per 1-pound bottle30

For Velox preparations, see page 53. For Solio preparations, see page 55

For Tank Developer Chemicals, see page 43

Kodak Sundries

Cable Release	\$0.25	Eastman Spotting Colors, per set	\$0.25
Eastman Photo Paste, 3-oz. tube15	Moulded Tumbler Grad., 2-ounce10
Ditto, 5-ounce tube25	Ditto, 4-ounce15
Ditto, 4-ounce jar10	Ditto, 8-ounce20
Eastman Thermometer50	Ditto, 16-ounce30
Thermometer Stirring Rod60	Ferrotype Plate, 10 x 14, light15
Hard Rubber Stirring Rod20	Ditto, 10 x 14, heavy20
Eastman Film Clips, 3½-inch, per pair (nickel)25	Ditto, 18 x 24, heavy75
Ditto, 5-inch30	Kodak Print Roller, 2 x 6-inch rubber roller, nicked frame50
Ditto, 7-inch35	Flexo Print Roller, 4-inch rubber roller, black enameled frame15
Kodak Film Clips, 5-inch (wood), per pair15	Eastman's Special Squeegee, 6-inch30
Finger Tips, set of 315	Ditto, 8-inch35
Focusing Cloth, per yard50		

Developing and Printing on Velox Paper

Size	Developing and Printing Per Roll		Developing Only	Printing Only Each Exposure	
	Mounted	Unmounted	Per Roll	Mounted	Unmounted
1½ x 2 12 ex. only	\$0.90	\$0.84	\$0.25	\$0.06	\$0.05½
1⅝ x 2½ 12 ex.	.95	.89	.40	.06	.05½
1⅝ x 2½ 8 ex.	.65	.60	.30		
1⅝ x 2½ 6 ex.	.50	.45	.20		
2¼ x 2¼ 6 ex. only	.50	.47	.20	.06	.05½
2¼ x 3¼ 12 ex.	1.40	1.28	.50	.08	.07
2¼ x 3¼ 6 ex.	.70	.64	.25		
2½ x 4¼ 12 ex.	1.50	1.38	.70	.08	.07
3½ x 3½ 12 ex.	1.50	1.38	.70	.08	.07
3¼ x 4¼ 12 ex.	1.50	1.38	.70	.08	.07
3¼ x 4¼ 6 ex.	.75	.69	.35		
3¼ x 5½ 10 ex.	1.50	1.40	.80	.10	.09
3¼ x 5½ 6 ex.	.90	.84	.50		
4 x 5 12 ex.	1.80	1.68	1.00	.10	.09
4 x 5 6 ex.	.90	.84	.50		
4¼ x 6½ 6 ex. only	1.20	1.05	.60	.12½	.10
5 x 7 6 ex. only	1.20	1.05	.60	.12½	.10
2¼ x 7 6 ex. only	1.40	1.28	.50	.16	.14
3½ x 12 4 ex. only	1.40	1.28	.75	.20	.17

Unmounted prints are furnished unless otherwise specified in order.

"Double Weight" prints will be billed at mounted rates.

No orders executed for less than \$0.25.

Prints mounted with "Kodak Dry Mounting Tissue," no curling.

Enlargements

	Each	Per Doz.		Each
4¼ x 6½, on card . . .	\$0.35	\$3.00	10 x 12, on card	\$1.00
6½ x 8½, on card50	5.00	11 x 14, on card	1.25
8 x 10, on card75		14 x 17, on card	1.50
Lantern Slides50	5.00	Larger sizes in proportion	

3¼ x 5½ Enlargements, from 1⅝ x 2½ negatives, each, unmounted \$0.15;
mounted \$0.16

No extra charge for Sepia Tones. Small extra charge for double or triple mounting.

Where the kind of paper is not specified, we use our own judgment.

Specimen Prints

A specimen photograph made with any Kodak (not larger than 4 x 5) will be sent to any address in the United States upon receipt of four cents in stamps; No. 4A Folding Kodak, eight cents; No. 4 Panoram Kodak, twenty cents.

Tourists

Travelers can always obtain fresh supplies of films at any of the following addresses:

LONDON	Kodak, Limited, Kingsway, W. C. 60 Cheapside, E. C.; 115 Oxford Street, W.; 171-173 Regent Street, W.; 40 Strand, W. C.; 59 Brompton Road, S. W.; 1 and 2 Gracechurch Street, E. C.
LIVERPOOL	Kodak, Limited, 96 Bold Street
BIRMINGHAM	Kodak, Limited, 45 Corporation Street
NEWCASTLE	Kodak, Limited, 34 Grainger Street
GLASGOW	Kodak, Limited, 72-74 Buchanan Street
DUBLIN	Kodak, Limited, 89 Grafton Street
PARIS	Kodak Société Anonyme Française, Avenue de l'Opéra 5; Place Vendôme 9 Boulevard des Italiens 9
LYONS	Kodak Société Anonyme Française, Rue de la République 26
LAUSANNE	Kodak Société Anonyme, Avenue du Tribunal Federal 13
NICE	Kodak Société Anonyme Française, Avenue de la Gare 34
MADRID	Kodak Sociedad Anonima; Puerta del Sol 4
BERLIN	Kodak Gesellschaft, m. b. H., Leipzigerstrasse 115-116; Unter den Linden 26 Tauentzienstrasse 14
BRUSSELS	Kodak, Limited, Rue de l'Ecuyer 36
COPENHAGEN	Kodak Aktieselskab, Ostergade 1
VIENNA	Kodak Gesellschaft, m. b. H., 1 Kärntnerstrasse 16
ST. PETERSBURG	Kodak, Limited, Bolschaia Konnuschenaia 19
MOSCOW	Kodak, Limited, Petrovka 15-16
MILAN	Kodak Società Anonima; Corso Vittorio Emanuele 34
ROME	Kodak Società Anonima; Corso Umberto I, 399
NAPLES	Kodak Società Anonima, Via Roma 288
VENICE	Kodak Società Anonima; Piazza S. Marco 52
BUDAPEST	Kodak Társaság K. I. 4 Váci-utca 9
ALEXANDRIA	Kodak (Egypt) Société Anonyme, Rue Chérif Pacha 30
CAIRO	Kodak (Egypt) S. A. Opera Square
CAPE TOWN	Kodak (South Africa), Limited, 92-96 St. George's Street
MELBOURNE	Kodak (Australasia), Limited, 284 Collins Street
SYDNEY	Kodak (Australasia), Limited, 379 George Street
BRISBANE	Kodak (Australasia), Limited, 78 Queen Street
ADELAIDE	Kodak (Australasia), Limited, 97 Rundle Street
WELLINGTON	Kodak (Australasia), Limited, 9 Mercer Street
BOMBAY	Kodak, Limited, Cook's Building, Hornby Road

Terms

The prices in this catalogue are strictly net, except to regular dealers who carry our goods in stock. For the convenience of our customers we recommend that they make their purchases from a dealer in photographic goods, as by so doing they can save both time and express charges.

EASTMAN KODAK CO.

ROCHESTER, N. Y.

